


LANKOTA[®]

LANSS704 Instructions

Lankota 1/2" Twist-Lock Pin




The LANSS704 is a patent pending pin designed by Lankota Inc. for the harsh environment of the field. The simple push, twist and release design ensures that the cap and pin cannot be separated by vibration or debris.


For any questions, please contact Lankota.

Removing LANSS704

Step 1: Push the cap in and hold.



Step 2: Twist cap 90° left or right.




Step 3: Slide the cap off the pin.




Installing LANSS704


Step 1: Align the cap retaining pin with the open groove and push on.



Step 2: Twist cap 90° left or right.




Step 3: Release the cap and ensure it is secure.



LANKOTA[®]

LANSS704 Instructions

Lankota 1/2" Twist-Lock Pin




The LANSS704 is a patent pending pin designed by Lankota Inc. for the harsh environment of the field. The simple push, twist and release design ensures that the cap and pin cannot be separated by vibration or debris.


For any questions, please contact Lankota.

Removing LANSS704

Step 1: Push the cap in and hold.



Step 2: Twist cap 90° left or right.




Step 3: Slide the cap off the pin.




Installing LANSS704

Step 1: Align the cap retaining pin with the open groove and push on.



Step 2: Twist cap 90° left or right.



Step 3: Release the cap and ensure it is secure.

