

LANKOTA[®]

Ag Driven Innovations



2025 PRODUCT
CATALOG



TABLE OF CONTENTS

CORN CRACKER.....	5
HAYING.....	15
STALK STOMPERS/ROLLERS	21
PLATFORM HEADS	39
DRAPER/PICKUP HEADS	47
CORN HEADS.....	53
TRACTOR/COMBINE SINGLE POINT HYD	63
ELECTRICAL	75
DRIVESHAFTS/ADAPTERS	81
MONITOR BRACKETS/HDX MOUNTS.....	89
FEEDER HOUSE.....	99
TOOLBOXES	105
COMBINE ACCESSORIES	113
TRACTOR ACCESSORIES	133
SPRAYER ACCESSORIES	141
PLANTER/IMPLEMENT ACCESSORIES	149

Lankota is a privately owned company and is not affiliated with John Deere® or Deere & Company® in any way. The term "John Deere®" and the images of John Deere® equipment are for descriptive purposes only and in no way infer that any part or accessory sold by Lankota or advertised in our marketing material is manufactured, sold, or endorsed by John Deere® or Deere & Company®.

Case IH® is a registered trademark of CNH Global.



HIGH MOISTURE HAMMER MILL WITH FULLY HYD. SWING AUGER

PAGE 10



DISCHARGE CYCLONE FOR CORN CRACKERS

PAGE 13



GEN 3 STALK STOMPERS FOR CNH®

PAGE 22




FENDT VARIO MT STALK ROLLER KITS

PAGE 34



BRUSH KIT FOR JD® HD SERIES DRAPER HEADS

PAGE 49






NEW PRODUCTS FOR 2025



CASE/NEW HOLLAND® COMBINE UNLOADING AUGER TIPPY SPOUT

PAGE 120



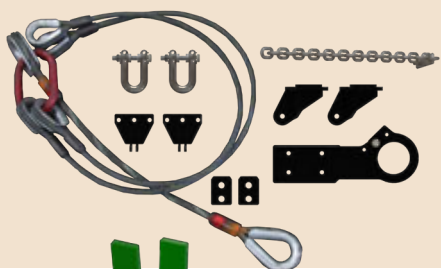
JOHN DEERE® IMPLEMENT GPS GLOBE MOUNTING BRACKETS

PAGE 98



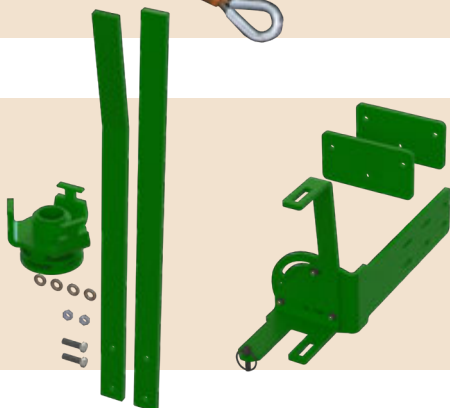
HITCHES FOR CLAAS® COMBINES

PAGE 119



TOW CABLE KIT FOR CLAAS® COMBINES

PAGE 119



X9 SLUG REMOVAL TOOLS & STORAGE BRACKET KIT

PAGE 127

CORN CRACKER

CORN CRACKER



CORN CRACKER - HIGH OUTPUT

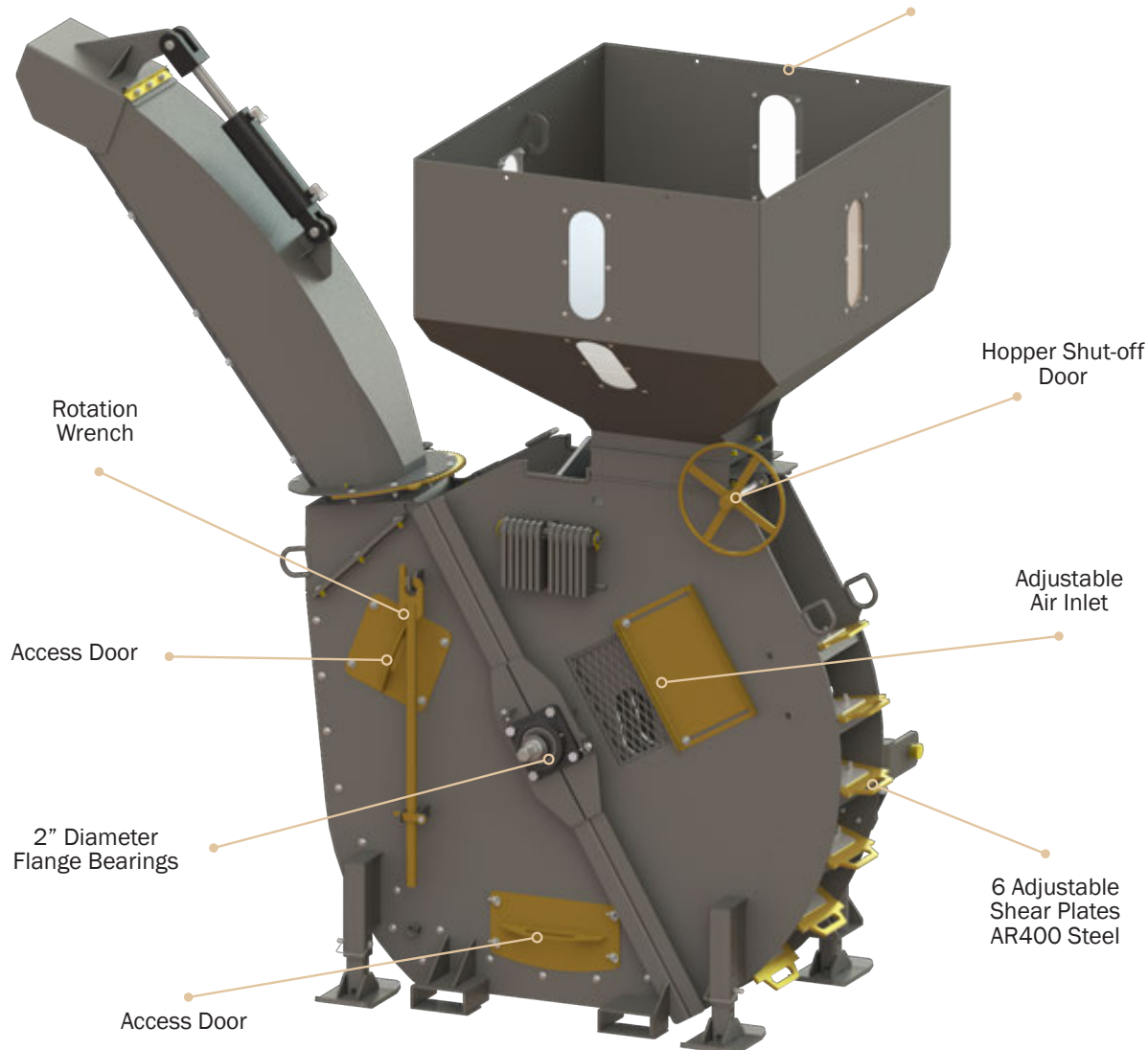
The narrow time frame during the harvest season makes your time extremely valuable. Being able to process your own grain, when you need it, can make all the difference in the quality of feed you produce. Lankota's Corn Cracker can put quality feed in your bunk when the time is right for you. Very coarse to extra fine grinding can be achieved by adjusting shear plates to achieve the desired particle size. The output of the Corn Cracker varies with the moisture content of grain and PTO HP of the tractor. Up to 2,900 BPH can be processed with just a 165 PTO HP tractor, making it desirable to the averaged size feeder. Use the Corn Cracker on much larger tractors to obtain higher BPH output for larger operations. The Corn Cracker is a less expensive yet very productive alternative to get quality feed at the right time.

PRODUCT FEATURES

- Adjustable 3-Point System: Fits Categories 2, 3N, & 3
- Total Unit Weight = (Base Unit) 2,200 lbs
- Drum Diameter = 48 $\frac{3}{8}$ "
- Drum Depth = 10"
- Small & Large 1000 PTO Available
- 60 Hardened Steel Hammers
- Hopper Height 95.5"
- Spout Height 98"

Standard Hopper Dimensions:
38.75" x 47" - Capacity: 30 Bushels

*Optional Hopper Extension
Adds 15" to Height and 12 Bushels



CORN CRACKER - HIGH OUTPUT

MINIMUM TRACTOR RATING: 165+ PTO HP

LANCK17157 (Main Grinder Unit)	Drive Shaft Options LAN93-28451 – Large 1000 PTO LAN93-28452 – Small 1000 PTO
--	--

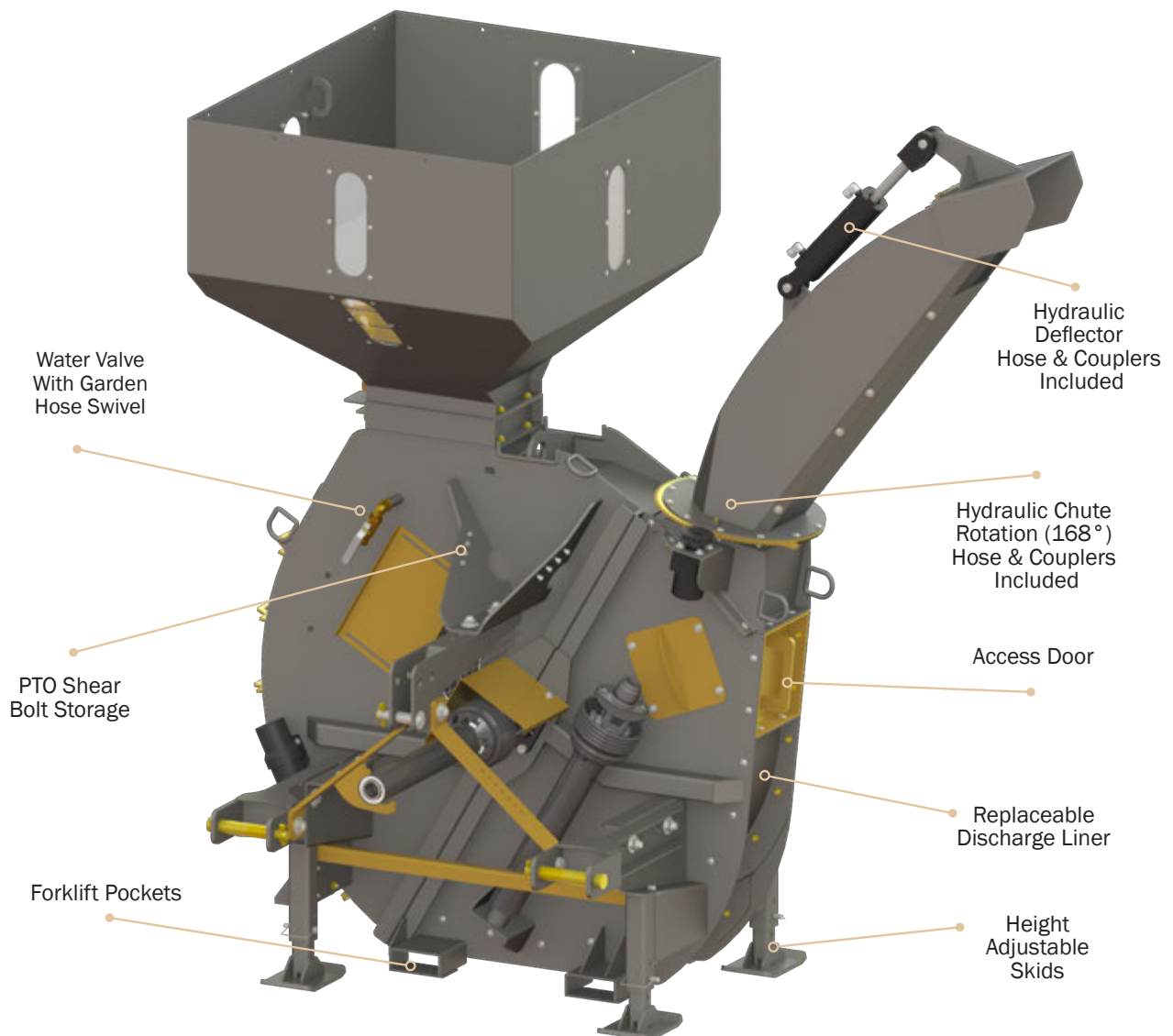
**See pages 11-13 to complete unit.*

MOISTURE	20%	30%	35%
BUSHEL PER HOUR	4,900	4,500	4,000

** These charted production rates are based off a 200 PTO HP tractor.*

** Values based on shear plate settings from factory.*

** Results will vary with finer grinding.*



SCREENED GRINDER/BLOWER

The narrow time frame during the harvest season makes your time extremely valuable. Being able to process grain when you need it can make all the difference in the quality of feed you're producing. Lankota's Screened Grinder/Blower can put quality feed in your bunk when the time is right for you. Very coarse to extra fine grinding can be achieved by using screens to produce the desired particle size. The output of the Grinder/Blower varies with the moisture content of grain and PTO HP of the tractor. Up to 1,500 BPH can be processed with just a 165 PTO HP tractor, making it very desirable to the averaged size feeder. Use the Grinder/Blower on much larger tractors to obtain higher BPH output for larger operations. A less expensive yet very productive alternative to get quality feed at the right time.

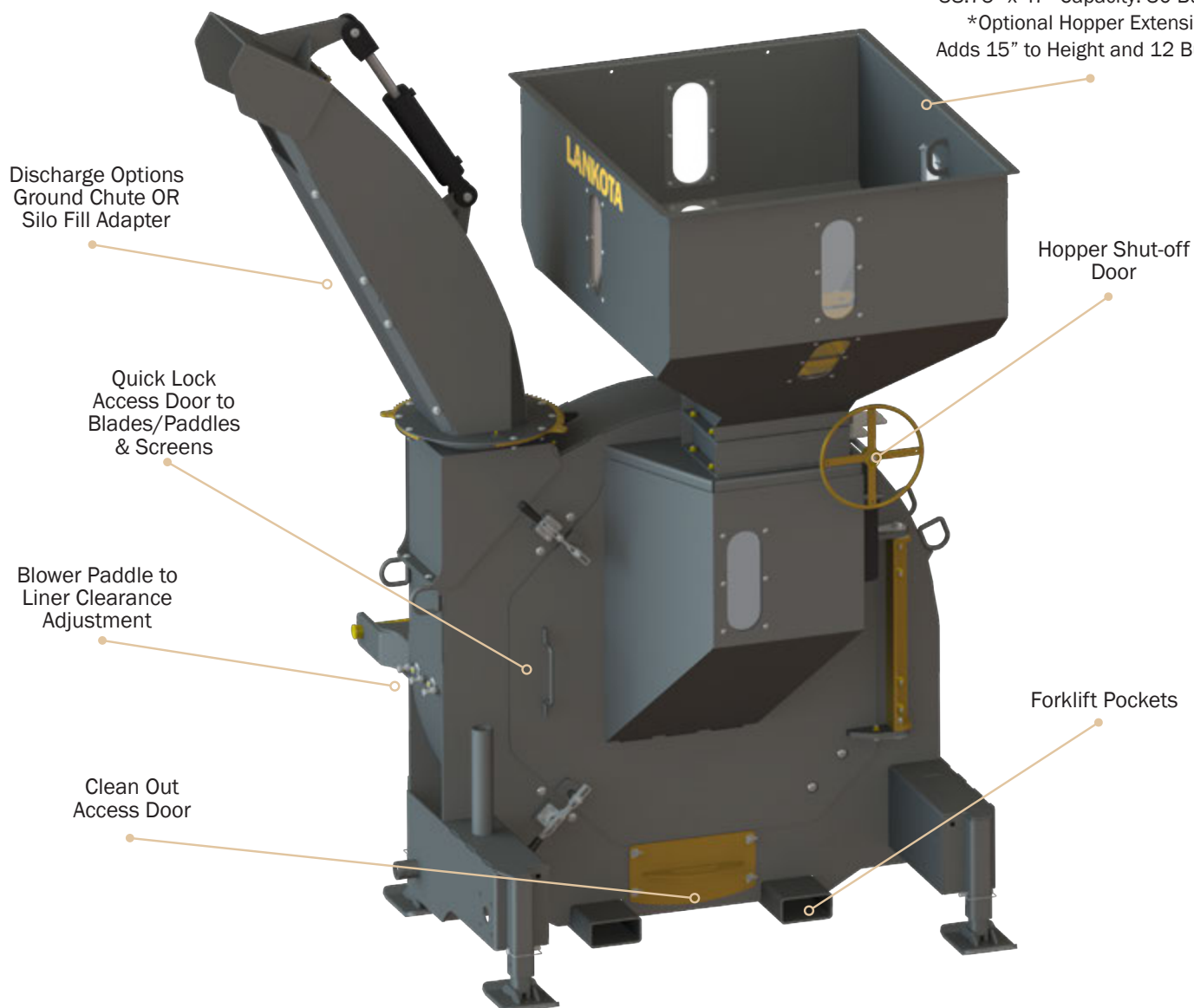
PRODUCT FEATURES

- Adjustable 3-Point System: Fits Categories 2, 3N, & 3
- Total Unit Weight = 2,400 lbs
- Mill Diameter = 39"
- Drum Depth = 10"
- Small & Large 1000 PTO Available
- 42 Hardened Steel Hammers

INCLUDED SET OF SCREENS (4 OF EACH)

1/4" CIRCLE	1/2" CIRCLE
1" CIRCLE	1.5" RECTANGLE

Standard Hopper Dimensions:
38.75" x 47" Capacity: 30 Bushels
*Optional Hopper Extension:
Adds 15" to Height and 12 Bushels



CORN CRACKER - SCREENED GRINDER/BLOWER

MINIMUM TRACTOR RATING: 165+ PTO HP

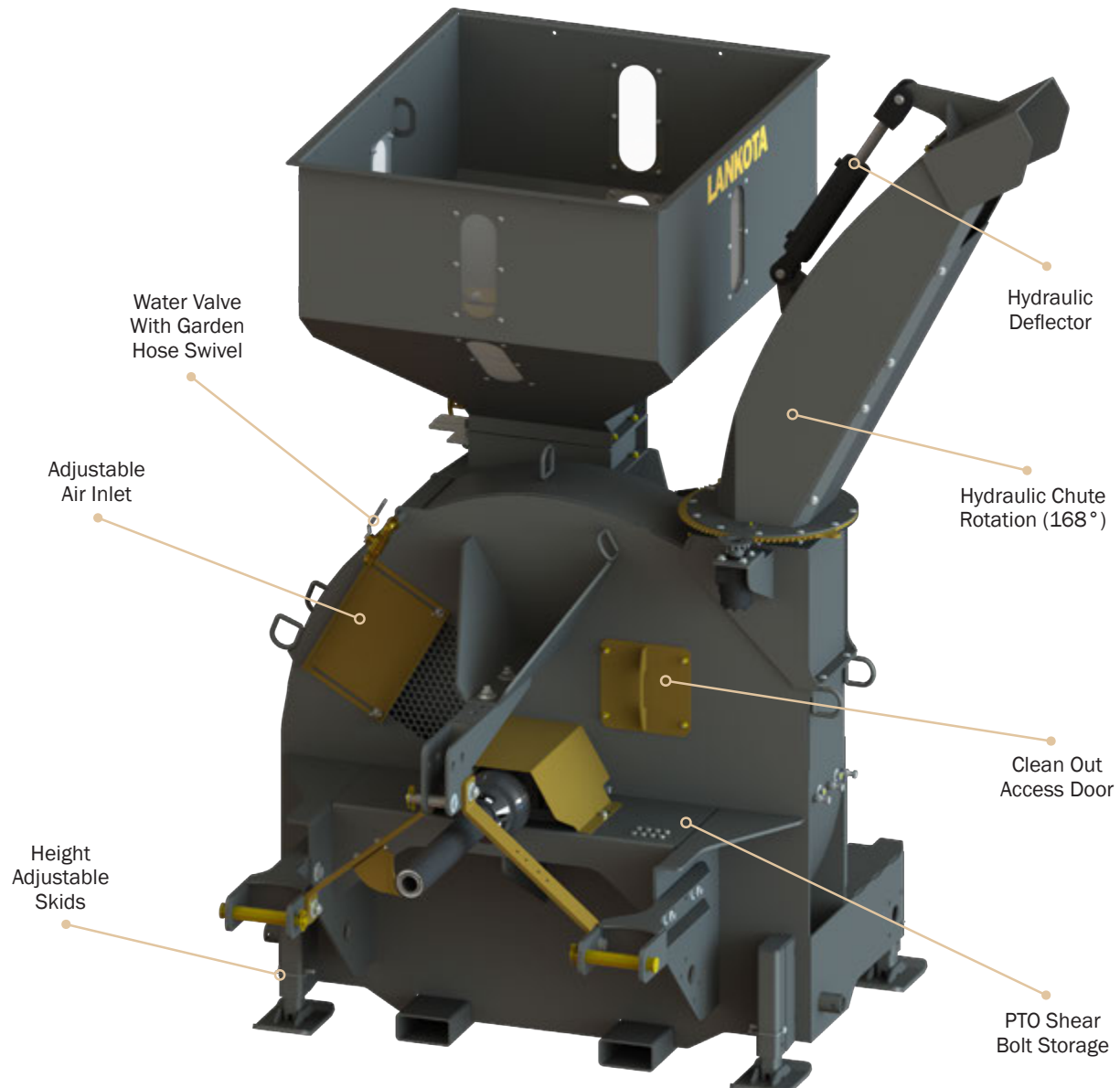
LANCK22485 (Main Grinder Unit)	Drive Shaft Options LAN93-28451 – Large 1000 PTO LAN93-28452 – Small 1000 PTO
--	--

**See pages 11-13 to complete unit.*

BUSHEL PER HOUR		
MOISTURE	175 PTO HP	250 PTO HP
15%	2200	2500
16-25%	1900	2200
26+%	1650	1900

** Values based on 1/2" round hole screen.*

** Results will vary with finer grinding.*





CORN CRACKER - OPTIONS

CANNOT BE PURCHASED AS AN UPGRADE FOR EXISTING CORN CRACKERS

PRODUCT FEATURES

- Hydraulic swing to fit under semi hoppers
- Hydraulic lift for storage saddle
- 12" diameter loading auger
- Auger speed is adjustable with included flow control
- Includes remote for controlling all hydraulic functions
- Pit height is 16" from the ground
- Pit opening is 40" x 72"
- Requires a minimum 250 HP tractor with 2500 PSI system, 25 GPM flow, and two sets of hydraulic ports

MINIMUM TRACTOR RATING: 250+ PTO HP

LANCK24566

Drive Shaft Options

LAN93-28451 – Large 1000 PTO

LAN93-28452 – Small 1000 PTO



CANNOT BE PURCHASED AS AN UPGRADE FOR EXISTING CORN CRACKERS



LANCK17157HX	Hopper Extension
	Adds 12 bushel of capacity
	Extension is 15" tall
	With extension installed, overall height is 110.5"

** This optional item fits both the High Output & Screened Grinder/Blower*




LANCK17157H	Hopper Assembly
	Holds 30 bushels

** This optional item fits both the High Output & Screened Grinder/Blower*

LANCK19452	Complete Jump Auger Assembly
	12" Auger x 11ft long
	Variable flow hydraulic drive

** This optional item fits both the High Output & Screened Grinder/Blower*



CORN CRACKER - OPTIONS

LANCK171573P	Adjustable 3-point arms for both Hight Output & Screened Grinder/Blower. Fits category 2, 3N, & 3.
--------------	---



LANCK17383	Trailer Kit for Lankota High Output Corn Cracker Tire size: 225/75 R15 Ground clearance: 5.5" 40MPH max road speed
LANCK22711	Trailer Kit for Lankota Screened Grinder/Blower Tire size: 225/75 R15 Ground clearance: 5.5" 40MPH max road speed



**Telescoping tongue for use during transport*

LANCKHYD1	Standard hose kit for both the High Output & Screened Grinder/Blower
-----------	--



LANCK23510	Hydraulic Chute remote control option for both the High Output & Screened Grinder/Blower
------------	--



CORN CRACKER - OPTIONS



CORN CRACKER

LANCK22867	<p>Silo loading kit for the Lankota Screened Grinder/Blower LANCK22485</p> <p>Includes the silo transition and (4) paddles plus hardware</p> <p>Silo blower ring is 11.125" in diameter</p>
------------	--




LANCK24567	<p>Discharge Cyclone for High Output Corn Cracker LANCK17157</p> <p>Drops cracked corn directly onto conveyor</p> <p>Reduces Dust</p> <p>Folds back for compact storage and easy cleaning</p>
LANCK35565	<p>Discharge Cyclone for Screened Grinder/Blower LANCK22485</p> <p>Drops cracked corn directly onto conveyor</p> <p>Reduces Dust</p> <p>Folds back for compact storage and easy cleaning</p>



CORN CRACKER



PICTURED ABOVE
170 ENGINE H.P. TRACTOR
27% MOISTURE CORN
3,000 B.P.H. OUTPUT



HAYING

HAYING



NET WRAP ASSIST FOR CASE IH® & NEW HOLLAND® BALERS


Use the Lankota Net Wrap Assist system to eliminate the back-breaking job of loading net wrap into your CNH® baler. Using 12 Volt DC power from the tractor, winch net wrap into place with the push of a button. Easily and safely getting you back in the seat for more baling. Load a roll of net wrap in the storage compartment in the rear of the baler or effortlessly swing the lift assist arm to the front of the baler and load a roll in the wrapping chamber. You can also use the lift assist arm to load a roll into the top storage chamber at the front of the baler allowing you to carry two rolls for later use.

LANRB19274	For NH® BR780, BR7090, Roll-Belt™ 460, 560 and CIH® RB465 & RB565 balers
LANRB21378	For NH® Roll-Belt™ 450 and CIH® RB455 balers



NET WRAP ASSIST FOR JOHN DEERE® BALERS

LANRB18222	<p>Use the Lankota Net Wrap Assist system to eliminate the back-breaking job of loading net wrap into your JD® baler. Using 12 Volt DC power from the tractor, winch net wrap into place with the push of a button. Easily and safely getting you back in the seat for more baling.</p> <p>For JD® belted, round balers that produce a 5' or 6' tall bale, and where net wrap loads in the rear of the baler.</p>
-------------------	---



NET WRAP ASSIST FOR VERMEER® BALERS

LANRB19275	<p>Use the Lankota Net Wrap Assist system to eliminate the back-breaking job of loading net wrap into your Vermeer® baler. Using 12 Volt DC power from the tractor, winch net wrap into place with the push of a button. Easily and safely getting you back in the seat for more baling.</p> <p>For 505M Classic, 504N, 504M, 504R Classic, 504R Premium, 504R Signature, 604M, 604SM, 604N, 604R Classic, 604R Signature, 605M, 605SM, 605N Vermeer® balers</p>
-------------------	--

HAYING



NET WRAP ASSIST FOR AGCO® BALERS

LANRB19320	<p>Use the Lankota Net Wrap Assist system to eliminate the back-breaking job of loading net wrap into your baler. Using 12 volt DC power from the tractor, winch net wrap into place with the push of a button. Easily and safely getting you back in the seat for more baling.</p> <p>Compatible on most late model Massey Ferguson® & Challenger® belted round balers where net wrap loads in the rear of the baler.</p>
-------------------	--



OPTIONAL NET WRAP ASSIST WIRELESS REMOTE CONTROL KIT

HAYING



LANRB19297

Remote/Cordless Net Wrap Assists Winch Remote Kit for WARN 12 volt electric winch P/N 101025. Can be added to existing system with tethered switch. Once remote kit is installed, both remote kit and tethered switch kit can be used. For use with WARN electric winch used in ALL Lankota Net Wrap Assists Kits.

NET WRAP ASSIST REPLACEMENT PARTS



LANRB74520

Wireless Replacement FOB for Warn Remote Kit for Lankota Net Wrap Assist Kits.



LANRB19296

Replacement tethered rocker



LANRB100995

Replacement relay/contactor for WARN 12 Volt electric winch P/N 101025

MOWER/CONDITIONER FLAG POLE MOUNT

Let everyone see your favorite flag flying high from most any Mower/Conditioner. Lankota's flag pole mount kit comes with a five foot pole so your neighbors are sure to be jealous from miles away. Rotating mounting rings will keep your flag tangle free and flying season after season.

HAYING



LANFLAG22483

Any mower/conditioner with a round rod lifting hook on the boom

JD® - 926, 946, 956, etc.

MacDon® R116, etc.

NH® - 116, 312, 316, 1431, H7150, etc.

CIH® - DCX131, DC133, SC101, etc.

Note: Flag Not Included

**For Combine Auger Flag Mounts See Pages 115 & 124*





HDX® MOUNTS

(SEE PAGES 94-98)



Lankota offers a line of HDX® products. HDX® is the go-to industry leader in universal mounting solutions and mobile electronic accessories for handheld technologies including smartphones, tablets, GPS, monitors, cameras, and more. HDX® systems work seamlessly with Lankota's Monitor Bracket Systems allowing for an optimal level of flexibility and functionality. Together these systems offer a variety of attachments to suit your exact cab needs, allowing you to put things where you want them, not just where they fit.



STALK STOMPERS & ROLLERS



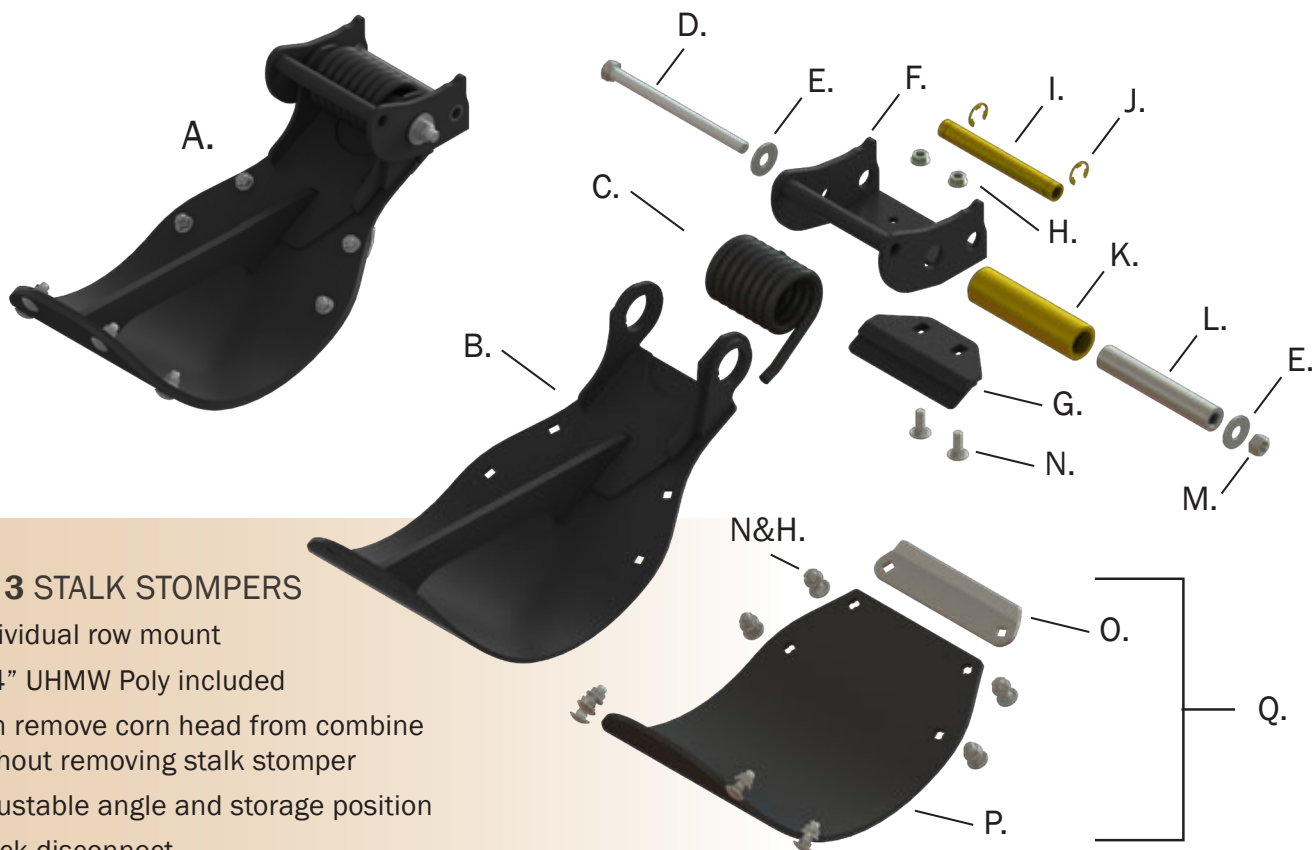
STALK STOMPERS/
ROLLERS





GENERATION 3 - STALK STOMPER SHOES FOR CASE IH® & NEW HOLLAND®

A. LANSS231BLK	(1) Generation 3 Stalk Stomper Shoe with Poly	J. LANFHHNT	3/4" E-Ring
B. LANSS231SBLK	(1) Generation 3 Skid Plate	K. LANSS231H	Outer Hinge Pipe
C. LANSS231G	Stalk Stomper Spring	L. LANSS231J	Inner Hinge Pipe
D. LANFB528	1/2" x 7 Hex Bolt	M. RED1F30	1/2" Top Lock Nut
E. LAN22000	1/2" Flat Washer	N. LAN18A	3/8" x 1" Carriage Bolt
F. LANSS231LBLK	Stalk Stomper Shoe Base	O. LANSS21421Q	Poly Skid Edge Protector
G. LANSS231FBLK	Backstop & Seam Guard	P. LANSS21421P	Poly Skid for LANSS231
H. LAN3718	3/8" Flange Nut	Q. LANSS21421PK	(1) Stalk Stomper Poly Skid with hardware
I. LANSS231R	Front Mounting Pipe		



GEN 3 STALK STOMPERS

- Individual row mount
- 1/4" UHMW Poly included
- Can remove corn head from combine without removing stalk stomper
- Adjustable angle and storage position
- Quick disconnect

GENERATION 3 - STALK STOMPER KITS FOR CASE IH® & NEW HOLLAND®



LANSS231BLK	(1) Black Generation 3 Stalk Stomper Shoe with Poly
-------------	---



LANSS21421PK	(1) Stalk Stomper Poly Skid with hardware and edge plate
--------------	--



LANSS24608	<p>Stalk Stomper shoe and mount for for Case® 4400 Series & like model New Holland® 30" corn heads</p> <p>See LANSS24613 for use with 12 Row Corn Heads</p> <p>Order ONE per row</p>
------------	--



LANSS24613	<p>GEN 3 Stalk Stomper® mount kit for rows 1 & 12 on Case® 4412 Series & like model New Holland® 30" corn heads</p> <p>Order ONE per row</p>
------------	---

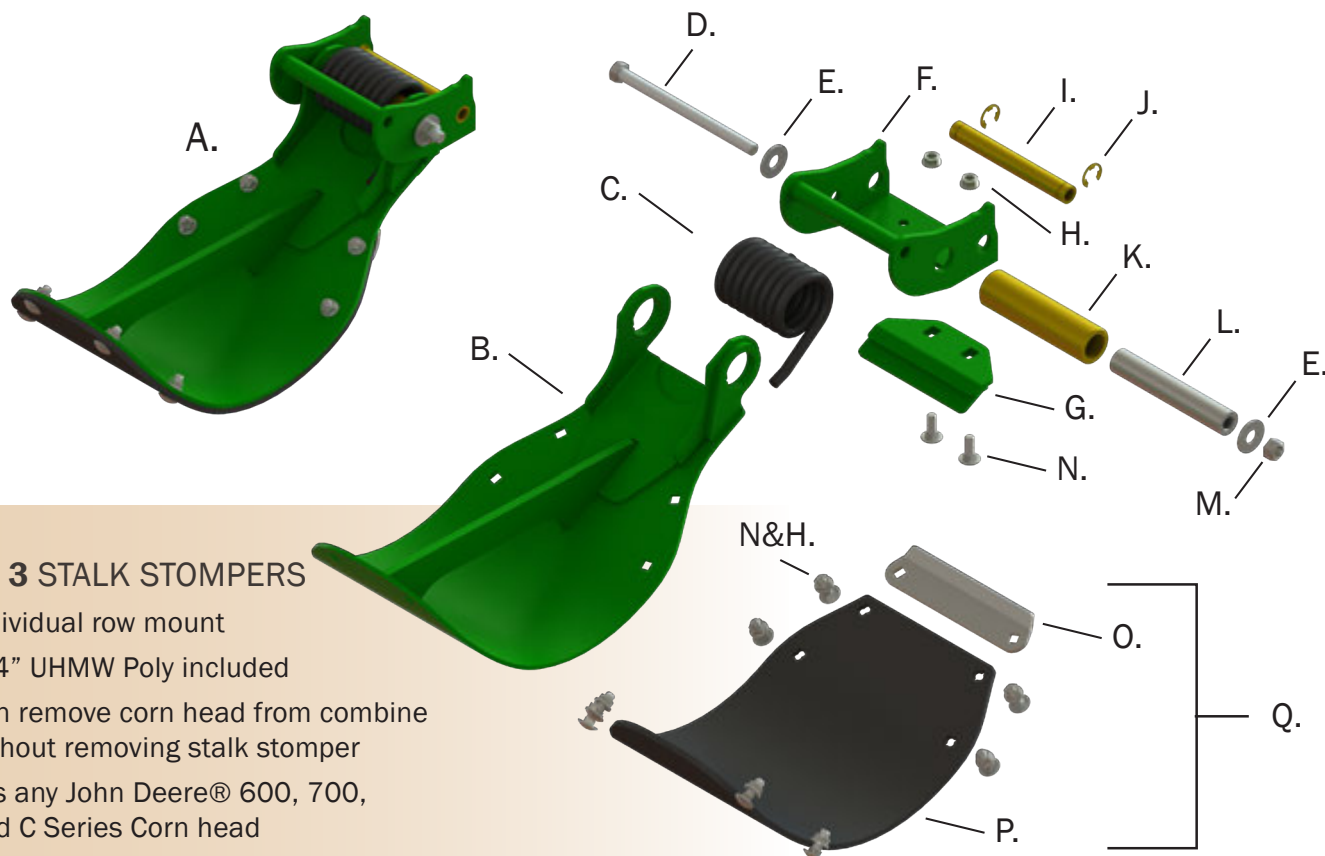


STALK STOMPERS/
ROLLERS

GENERATION 3 - STALK STOMPER SHOES FOR JOHN DEERE® 600, 700, & C SERIES CORN HEADS

**Lankota original components are NOT interchangeable with JD® original components.*

A. LANSS231	(1) Green Generation 3 Stalk Stomper Shoe with Poly	J. LANFHHNT	3/4" E-Ring
B. LANSS231S	(1) Generation 3 Skid Plate	K. LANSS231H	Outer Hinge Pipe
C. LANSS231G	Stalk Stomper Spring	L. LANSS231J	Inner Hinge Pipe
D. LANFB528	1/2" x 7 Hex Bolt	M. RED1F30	1/2" Top Lock Nut
E. LAN22000	1/2" Flat Washer	N. LAN18A	3/8" x 1" Carriage Bolt
F. LANSS231L	Stalk Stomper Shoe Base	O. LANSS21421Q	Poly Skid Edge Protector
G. LANSS231F	Backstop & Seam Guard	P. LANSS21421P	Poly Skid for LANSS231 & JD® original AXE87968
H. LAN3718	3/8" Flange Nut	Q. LANSS21421PK	(1) Stalk Stomper Poly Skid with hardware
I. LANSS231R	Front Mounting Pipe		



GEN 3 STALK STOMPERS

- Individual row mount
- 1/4" UHMW Poly included
- Can remove corn head from combine without removing stalk stomper
- Fits any John Deere® 600, 700, and C Series Corn head
- Adjustable angle and storage position
- Quick disconnect

GENERATION 3 - STALK STOMPER KITS FOR JOHN DEERE® 600, 700, & C SERIES CORN HEADS

****All Lankota items on this page ARE interchangeable with JD® original parts.***

LANSS231	(1) Green Generation 3 Stalk Stomper Shoe with Poly
----------	---




LANSS21421PK	<p>(1) Stalk Stomper Poly Skid with hardware and edge plate</p> <p>Fits LANSS231 as well as JD® original shoe part number AXE87968</p>
--------------	---



LANSS11362	<p>Stalk Stomper shoe and mount for 2012+ JD® corn heads (600, 700 & C Series) with 20", 22", or 30" row spacing</p> <p>Order ONE per row</p>
LANSS86614K	<p>Stalk Stomper mount and pins for 2012+ JD® corn heads (600, 700 & C Series) with 20", 22", or 30" row spacing</p> <p><i>*Does NOT include a shoe or mounting bolts</i></p> <p>Order ONE per row</p>



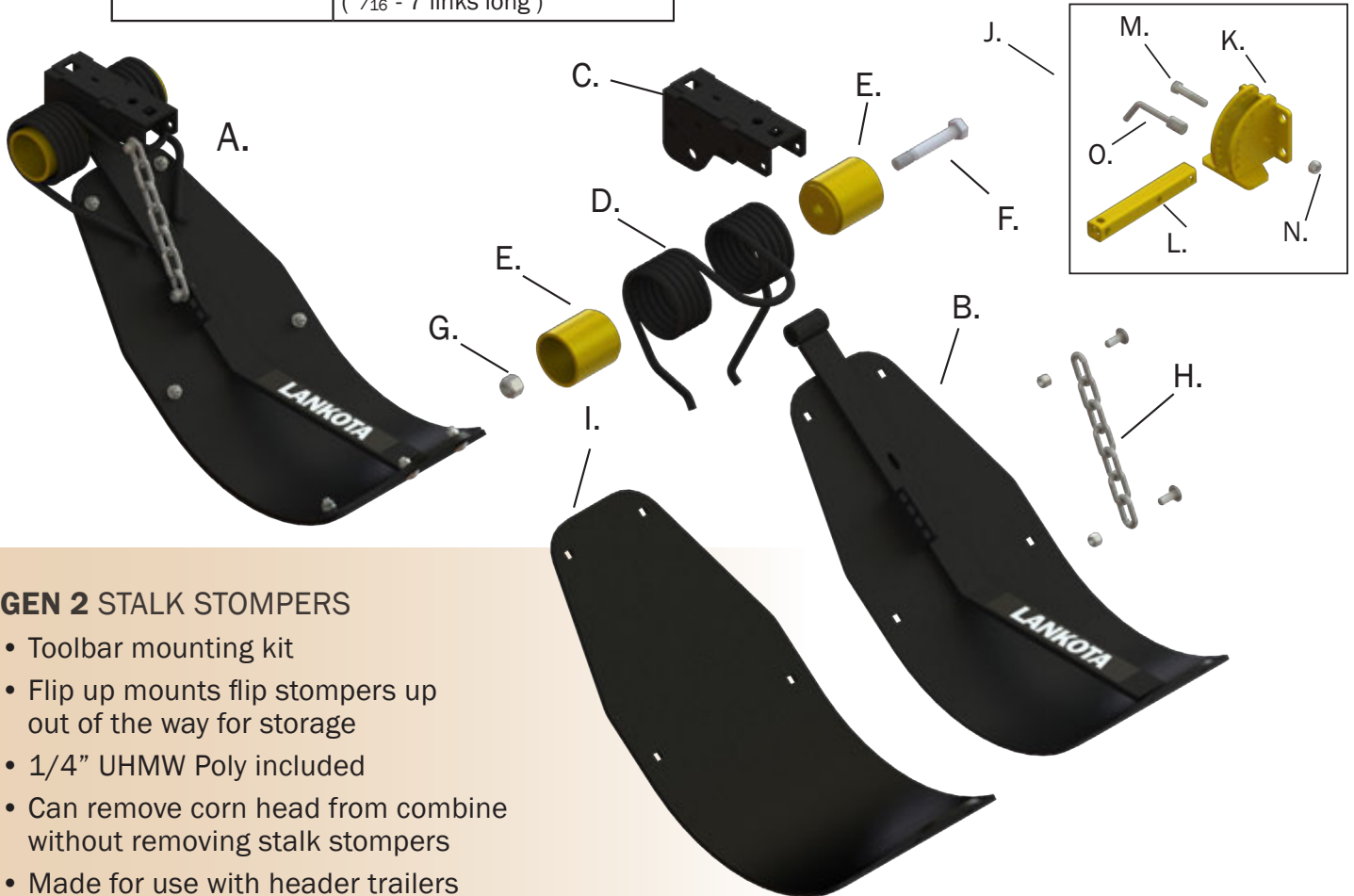
LANSS14512	<p>Stalk Stomper shoe and mount for 2008 - 2011 JD® 600 Series corn heads with 20", 22", or 30" row spacing</p> <p>Order ONE per row</p>
------------	---



STALK STOMPERS/
ROLLERS

GENERATION 2 - STALK STOMPER SHOES

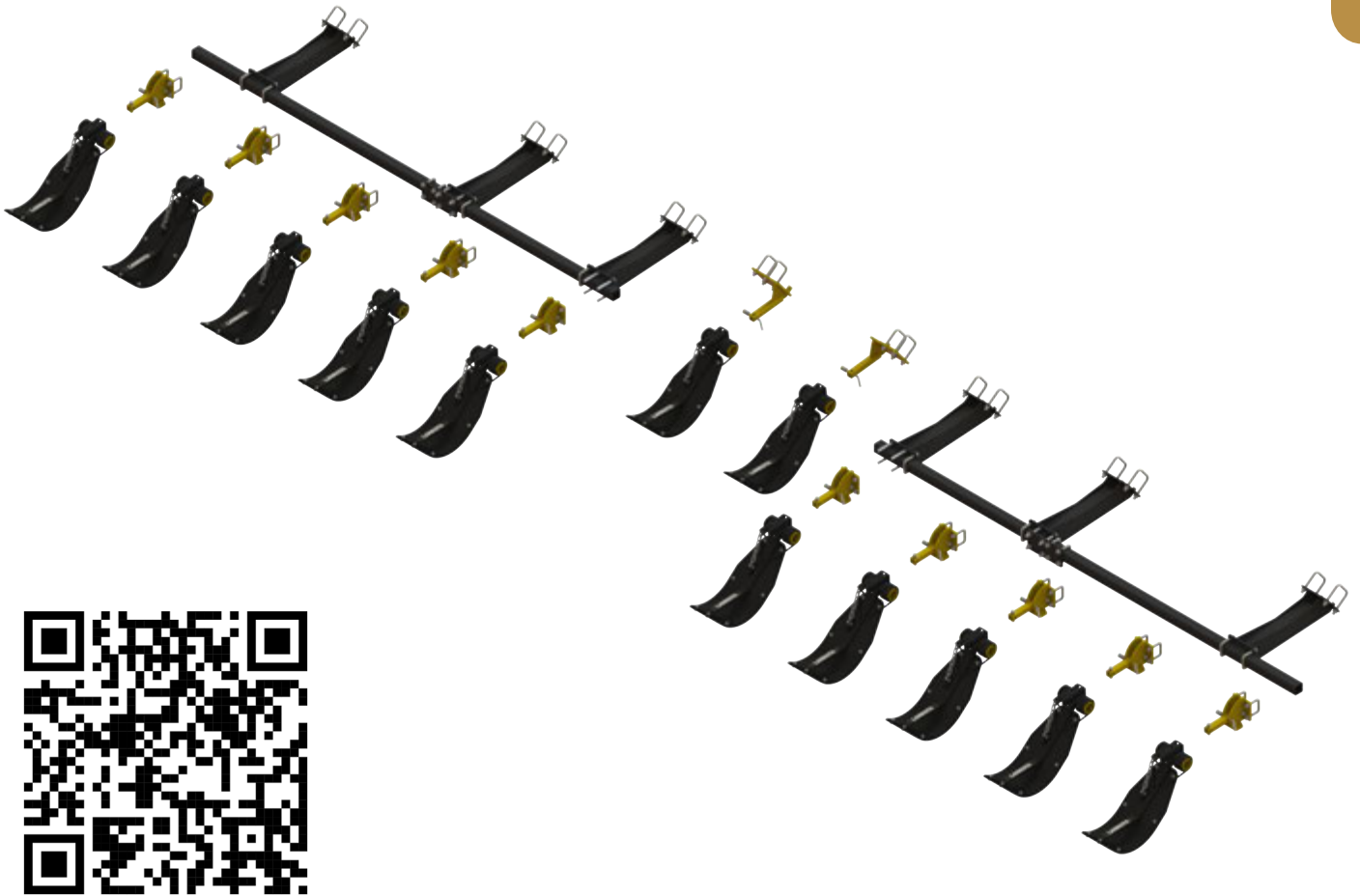
A. LANSS755BLK	(1) Black Stalk Stomper Shoe with Poly	I. LANSS600PLYK	(1) Stalk Stomper Poly Skid with Hardware
B. LANSS751SBLK	(1) Skid Plate	J. LANSS759	Complete Generation II Flip Up Mount
C. LANSS751LBLK	Main Pivot Bracket	K. LANSS759E	Rear Swivel Mount
D. LANSS651G	Generation II Torsion Spring	L. LANSS659-B	Straight Tube Version
E. LANSS651P	Hub for Torsion Spring	M. REDB712	$\frac{5}{8}$ " x 3" Gr 5 Hex Bolt
F. LANSS654	GEN I & GEN II Custom Bolt $\frac{5}{8}$ "	N. REDKRJF	$\frac{5}{8}$ " Top Lock Nut
G. LAN1626000	GEN I & GEN II Nyloc Nut $\frac{5}{8}$ "	O. LANSS704	Stalk Stomper Pin
H. LANSS601H	GEN I & GEN II Chain ($\frac{7}{16}$ " - 7 links long)		



GEN 2 STALK STOMPERS

- Toolbar mounting kit
- Flip up mounts flip stompers up out of the way for storage
- 1/4" UHMW Poly included
- Can remove corn head from combine without removing stalk stompers
- Made for use with header trailers
- Adjustable angle and storage position
- Torsion spring allows up to 18" of shoe travel

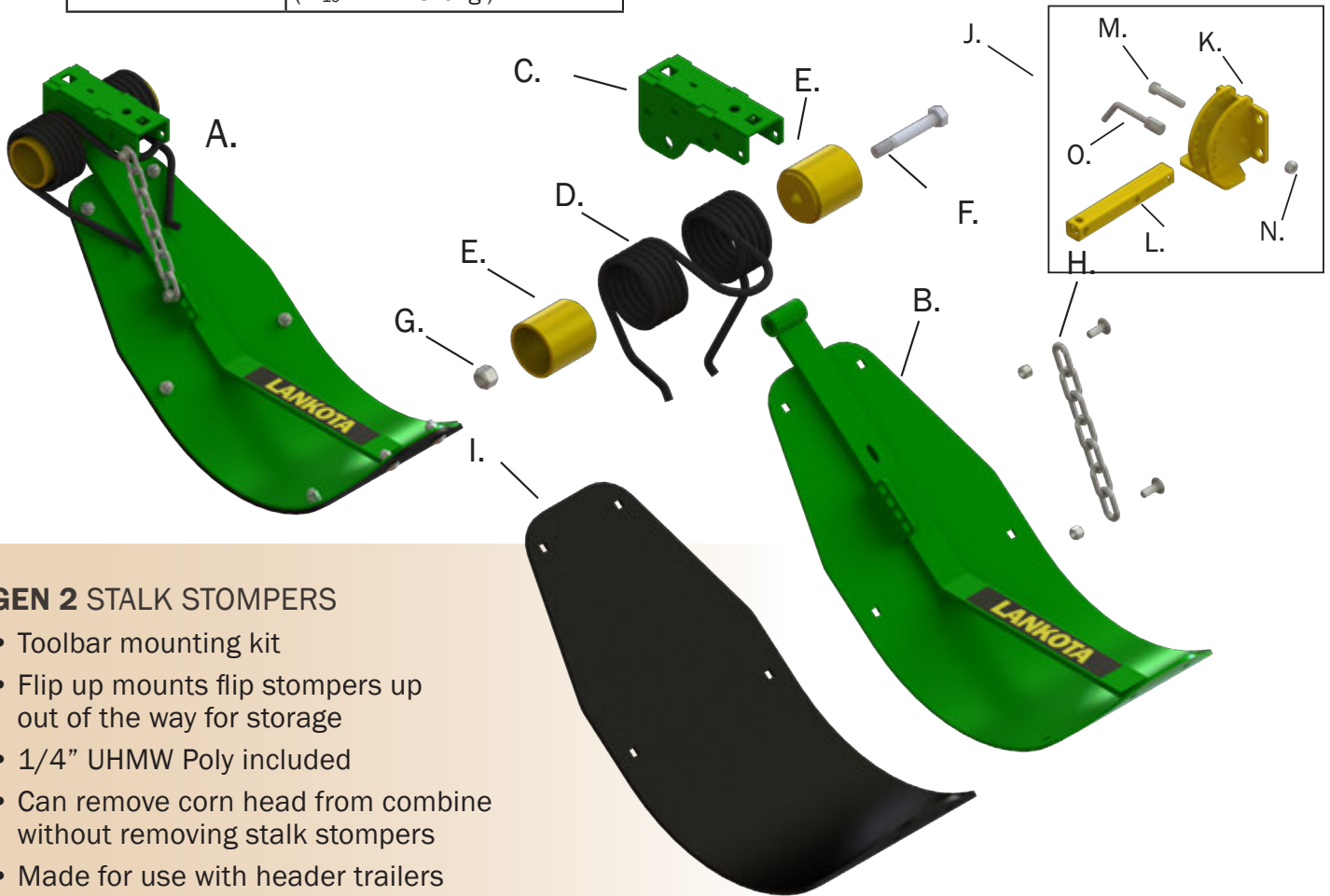
Lankota Gen 2 Stalk Stompers are available for select Case IH & New Holland 6, 8, and 12 row corn heads with 20" and 30" row spacing. Depending on header size, 2, 4, 6, 8, and 12 row coverage options are available.



**FOR MORE INFORMATION, GO TO OUR STALK STOMPER WIZARD BY
SCANING THIS QR CODE OR VISITING WWW.LANKOTA.COM**

GENERATION 2 - STALK STOMPER SHOES

A. LANSS755	(1) Green Stalk Stomper Shoe with Poly	I. LANSS600PLYK	(1) Stalk Stomper Poly Skid with Hardware
B. LANSS751S	(1) Skid Plate	J. LANSS759	Complete Generation II Flip Up Mount
C. LANSS751L	Main Pivot Bracket	K. LANSS759E	Rear Swivel Mount
D. LANSS651G	Generation II Torsion Spring	L. LANSS659-B	Straight Tube Version
E. LANSS651P	Hub for Torsion Spring	M. REDB712	$\frac{5}{8}$ " x 3" Gr 5 Hex Bolt
F. LANSS654	GEN I & GEN II Custom Bolt $\frac{5}{8}$ "	N. REDKRJF	$\frac{5}{8}$ " Top Lock Nut
G. LAN1626000	GEN I & GEN II Nyloc Nut $\frac{5}{8}$ "	O. LANSS704	Stalk Stomper Pin
H. LANSS601H	GEN I & GEN II Chain ($\frac{7}{16}$ " - 7 links long)		



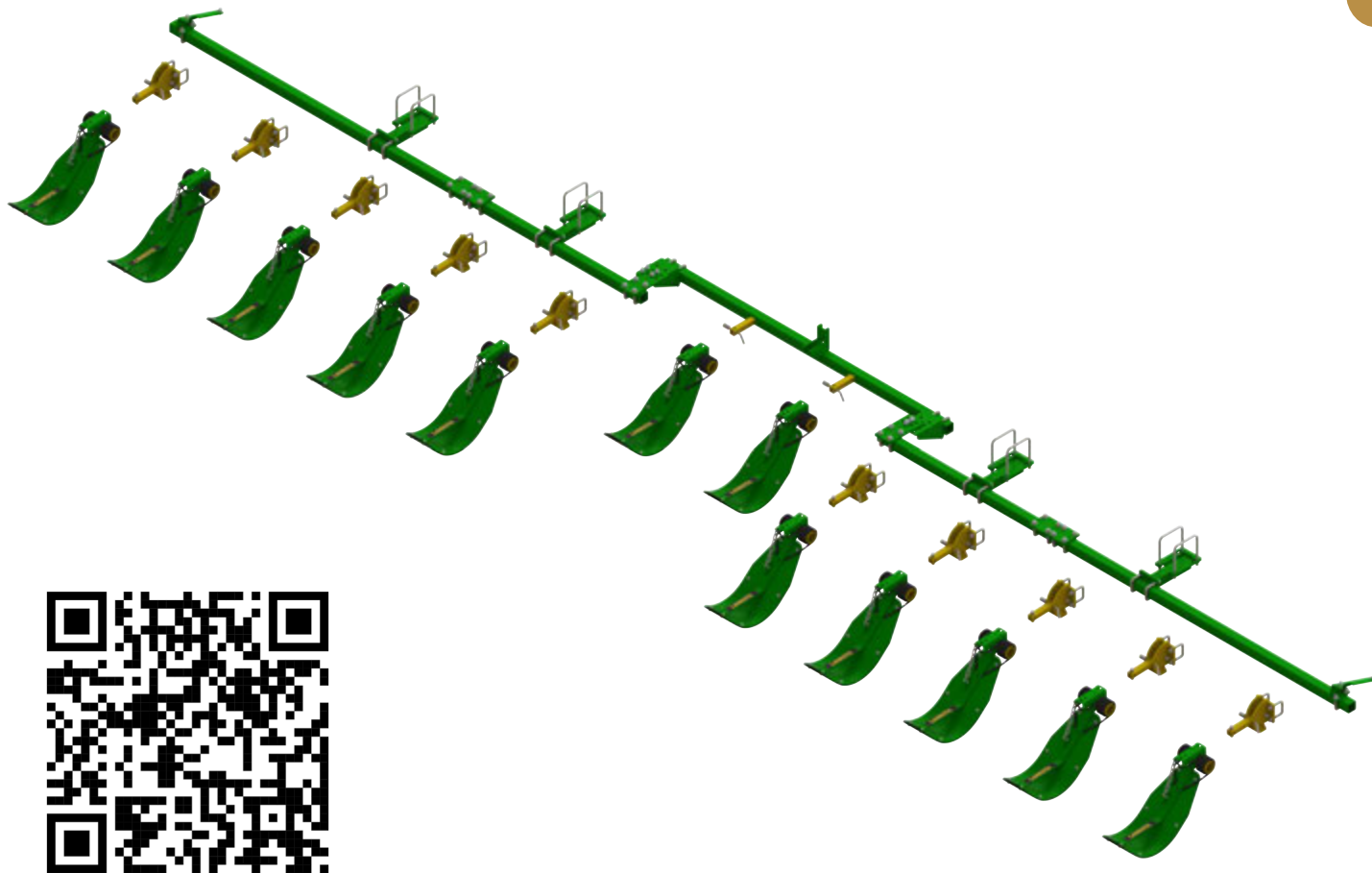
GEN 2 STALK STOMPERS

- Toolbar mounting kit
- Flip up mounts flip stompers up out of the way for storage
- 1/4" UHMW Poly included
- Can remove corn head from combine without removing stalk stompers
- Made for use with header trailers
- Adjustable angle and storage position
- Torsion spring allows up to 18" of shoe travel

GENERATION 2 - STALK STOMPERS

Lankota Gen 2 Stalk Stompers are available for select John Deere® 6, 8, 12, 16, and 18 row corn heads with 30", Narrow, and Wide row spacing. Depending on header size, 2, 4, 6, 8, 12, 16, and 18 row coverage options are available.

STALK STOMPERS/
ROLLERS



FOR MORE INFORMATION, GO TO OUR STALK STOMPER WIZARD BY
SCANNING THIS QR CODE OR VISITING WWW.LANKOTA.COM


JOHN DEERE® 600 & 700 SERIES CORN HEAD STORAGE BRACKET AND MOUNTING PLATE KITS FOR EXTENSION STANDS (2012 AND NEWER)



STALK STOMPERS/
ROLLERS

LANSS600CSB	Supplemental kit for the above corn head with the factory storage stand kit (BXE10423) and Lankota Stalk Stompers
LANSSBXE10423	<p>Complete storage stand kit for JD® 600C & 700C Series StalkMaster® corn header</p> <ul style="list-style-type: none"> • Raises header higher above the ground to prevent knife damage & aids in header trailer transport • Required for the above series with Lankota Stalk Stomper Kit • Allows easy insertion/removal of leg stands without any tool

JACK STAND FOR JOHN DEERE® CORN HEADS



LANSS21466	<p>Fits JD® 600, 700, & C Series corn heads</p> <p>For use with Lankota Generation 3 Stalk Stomper Shoes</p> <p><i>*Not for use on header trailer rest pads</i></p>
------------	---



A unique alternative to save wear on tires of tractors, combines, planters, grain carts, and any other piece of equipment that may travel over treacherous stalks. Solidly built for years of reliable performance and durability, our Stalk Rollers easily cover tracks, various tire sizes, and dual configurations. Rollers fold hydraulically for ease of transportation while allowing for excellent visibility through the cab windows.

CASE IH® MFWD TRACTOR STALK ROLLERS

- Independent roller travel, hydraulic lift
- Diameter of roller is 14"
- Width of roller is 52"
- Maximum outside width 157"
- Minimum inside spacing 37"
- Will add 1380 lbs of weight to the front end
- Some weight removal may be required
- Kit will work with small weight bracket, **WILL NOT** work with large weight bracket (CIH Part#: 48152101)

Estimated Installation Time: 8 hours

LANSRCIHM3	CASE IH® MAGNUM™ TRACTOR MODEL #			
	180	190	200	210
	215	220	225	240
	245	275	305	335



LANSRCIHM4	CASE IH® MAGNUM™ TRACTOR MODEL #			
	235	250*	260	280
	290	310	315	340
	370	380	400	



**Model year 2012 and newer*

**For the Magnum tow cable kit see page 137*

CASE IH® & NEW HOLLAND® & 4WD TRACTOR STALK ROLLERS

NARROW FRAME CASE IH® & NEW HOLLAND® 4WD TRACTORS

Tire Configuration	CIH® Quadtrac 420, 470*, CIH® Rowtrac 400, 420, 450, 470, 500	CIH® Wheeled 350, 370, 400, 420, 450, 470	NH® SmartTrax II T9.530, T9.565	NH® Wheeled T9.390, T9.435, T9.450, T9.480, T9.505, T9.530, T9.560, T9.565
Triples 480mm & 520mm	N/A	LANSR20348 (W)	N/A	LANSR20348 (W)
Duals 480mm & 520mm	N/A	LANSR20343 (W)	N/A	LANSR20343 (W)
Duals 620mm & 650mm	N/A	LANSR20348 (W)	N/A	LANSR20348 (W)
Duals 710mm & 800mm	N/A	LANSR20348 (W)	N/A	LANSR20348 (W)
Singles 800mm	N/A	LANSR20343 (W)	N/A	LANSR20343 (W)
Tracks 18"-36"	LANSR20343 (W)	N/A	LANSR20343 (W)	N/A

Narrow Frame Tractors with front ballast/chin weight- order LANSR20343W or LANSR20348W
For Narrow Frame Tractors with side suitcase weights also order LANSRCHIH24551
LANSR20343 (52" Roller) LANSR20348 (74" Roller)

WIDE FRAME CASE IH® & NEW HOLLAND® 4WD TRACTORS

Tire Configuration	CIH® Quadtrac 450, 470*, 500, 540, 550, 580, 600, 620	CIH® Wheeled 500, 540, 550, 580, 600, 620	NH® SmartTrax II T9.600, T9.645, T9.700	NH® Wheeled T9.600, T9.615, T9.645, T9.670, T9.700
Triples 480mm & 520mm	N/A	LANSRCNH74 (W)	N/A	LANSRCNH74 (W)
Duals 480mm & 520mm	N/A	LANSRCNH52 (W)	N/A	LANSRCNH52 (W)
Duals 620mm & 650mm	N/A	LANSRCNH74 (W)	N/A	LANSRCNH74 (W)
Duals 710mm & 800mm	N/A	LANSRCNH74 (W)	N/A	LANSRCNH74 (W)
Singles 800mm	N/A	LANSRCNH52 (W)	N/A	LANSRCNH52 (W)
Tracks 18"-36"	LANSRCNH52 (W)	N/A	LANSRCNH52 (W)	N/A

Part numbers ending in 52 & 74 correspond to the overall roller width in inches
Wide Frame Tractors with front ballast/chin weight- order LANSRCNH52W or LANSRCNH74W

Does not fit STX Steiger Tractors

***470 Quadtrac could be narrow or wide frame, contact your dealer to check build codes**



See website for more photos & video



A unique alternative to save wear on tires of tractors, combines, planters, grain carts, and any other piece of equipment that may travel over treacherous stalks. Solidly built for years of reliable performance and durability, our Stalk Rollers easily cover tracks, various tire sizes, and dual configurations. Rollers fold hydraulically for ease of transportation while allowing for excellent visibility through the cab windows.

NEW HOLLAND® T8 MODEL TRACTOR STALK ROLLER

LANSR23498

- Independent roller travel
- Hydraulic lift
- Diameter of roller is 14"
- Width of roller is 52"
- Will add 1500 lbs of weight
- Factory weight bracket removal required
- Factory suitcase weights are able to be installed on Lankota frame

Estimated Installation Time: 8 hours



STALK STOMPERS/
ROLLERS

CHALLENGER® MT8xx SERIES TRACTOR STALK ROLLER

LANSRCATMT8

- Independent roller travel
- Hydraulic lift
- Diameter of roller is 14"
- Width of roller is 52"
- Will add 1340 lbs of weight to the front end
- Weight removal not required

Estimated Installation Time: 8 hours



STALK ROLLER PIN UP BRACKET REPLACEMENT KIT

LANSR005-10F

Fix it kit for damaged pin up brackets on stalk roller center froms (LANSR005).

Includes two black pin up brackets (LANSR005-10), four self threading bolts, & two LANS704 pins.





FENDT 1100 VARIO MT SERIES TRACTOR STALK ROLLER

LANSR24609

- Independent roller travel, hydraulic lift
- Does not reduce the amount of ground clearance over what the tractor has
- Diameter of roller is 14"
- Width of roller is 52"
- Will add 1636 lbs of weight
- Removal of front weights is NOT required.

Estimated Installation Time: 1.5 hours



FENDT 900 VARIO MT SERIES TRACTOR STALK ROLLER

LANSR85684

(52" stalk roller)

Max outside roller width 172"


- Independent roller travel, hydraulic lift
- Does not reduce the amount of ground clearance over what the tractor has
- Diameter of roller is 14"
- Will add 1636+ lbs of weight
- Removal of front weights is NOT required.

LANSR8568474

(74" stalk roller)

Max outside roller width 202"



Estimated Installation Time: 1.5 hours



FRONT 3-POINT STALK ROLLER SYSTEM

LANSR19309 (52" stalk roller- Green) Max outside roller width 157"	<ul style="list-style-type: none"> • Independent roller travel, hydraulic lift • Does not reduce the amount of ground clearance over what the tractor has • Diameter of roller is 14" • Min inside roller width 37" • Comes with CAT 3 Ball Sockets and 1" top pin • Use factory suitcase weights with optional weight bracket LANSR091WJD
LANSR19374 (74" stalk roller- Green) Max outside roller width 206"	Estimated Installation Time: 8 hours

**For the GREEN tool box kit that mounts to these 3-point Lankota stalk roller kits see page 110*



LANSR091WJD - accepts JD® suitcase weights

Weights & Toolbox can not be installed at the same time.

LANSR19309BLK (52" stalk roller- Black) Max outside roller width 157"	<ul style="list-style-type: none"> • Independent roller travel, hydraulic lift • Does not reduce the amount of ground clearance over what the tractor has • Diameter of roller is 14" • Min inside roller width 37" • Comes with CAT 3 Ball Sockets and 1" top pin • Use factory suitcase weights with optional weight bracket LANSR091WCIH
LANSR19374BLK (74" stalk roller- Black) Max outside roller width 206"	Estimated Installation Time: 8 hours

**For the BLACK tool box kit that mounts to these 3-point Lankota stalk roller kits see page 110*



LANSR091WCIH - accepts Case Magnum® suitcase weights

Weights & Toolbox can not be installed at the same time.


JOHN DEERE® 9RT STALK ROLLER KIT

LANSRJD9RT12
(9RT 2012-2014)

- Independent roller travel, hydraulic lift
- Does not reduce the amount of ground clearance over what the tractor has
- Diameter of roller is 14"
- Width of roller is 52"
- Adds 1300 lbs of weight to the front end
- Some weight removal may be required
- Must have a front weight bracket installed

LANSRJD9RT15
(9RT 2015-Newer)

Estimated Installation Time: 8 hours



JOHN DEERE® 8RX SERIES TRACTOR STALK ROLLERS

LANSRJD8RX

- Independent roller travel, hydraulic lift
- Does not reduce the amount of ground clearance over what the tractor has
- Diameter of roller is 14"
- Width of roller is 52"
- Adds 1300 lbs of weight to the front end
- Some weight removal may be required
- Max outside roller width 157"
- Min inside roller width 37"


Estimated Installation Time: 8 hours

LANSR046K

When front weights are desired on your JD® 8RX, that also is equipped with a LANKOTA STALK ROLLER KIT (LANSRJD8RX), this front weight bracket will be required


OEM weight bracket WILL NOT work with the LANKOTA STALK ROLLER KIT

Up to 10 Suitcase weights can be added to this weight bracket



**Shown with LANSR046K*

**JOHN DEERE® 7xxxR, 7Rxxx, 8x20, 8x30, 8xxxR, 8xxxRT, 8Rxxx, & 8RTxxx
SERIES TRACTOR STALK ROLLERS**



LANSRJD7R

- Independent roller travel, hydraulic lift
- Does not reduce the amount of ground clearance over what the tractor has
- Diameter of roller is 14"
- Width of roller is 52"
- Adds 1450 lbs of weight to the front end
- Max outside roller width 157"
- Min inside roller width 37"

<p>LANSRJD8000 (20 & 30 Series, and 8R & 8RT 2019 & older)</p>	<ul style="list-style-type: none"> • Independent roller travel, hydraulic lift • Does not reduce the amount of ground clearance over what the tractor has • Diameter of roller is 14" • Width of roller is 52" • Adds 1300 lbs of weight to the front end • Some weight removal may be required • Max outside roller width 157" • Min inside roller width 37" <p><i>Estimated Installation Time: 8 hours</i></p>
<p>LANSRJD8R20 (8R & 8RT 2020+)</p>	
<p>LANSRJD800074 (20 & 30 Series, and 8R & 8RT 2019 & older)</p>	<ul style="list-style-type: none"> • Independent roller travel, hydraulic lift • Does not reduce the amount of ground clearance over what the tractor has • Diameter of roller is 14" • Width of roller is 74" • Adds 2,000 lbs of weight to the front end • Some weight removal may be required • Max outside roller width 206" • Min inside roller width 37" <p><i>Estimated Installation Time: 8 hours</i></p>
<p>LANSRJD8R2074 (8R & 8RT 2020+)</p>	

STALK STOMPERS/
ROLLERS



* LANSRJD8R2074 shown here

JOHN DEERE® 4WD TRACTOR STALK ROLLERS

A unique alternative to save wear on tires of tractors, combines, planters, grain carts, and any other piece of equipment that may travel over treacherous stalks. Solidly built for years of reliable performance and durability, our Stalk Rollers easily cover tracks, various tire sizes, and dual configurations. Rollers fold hydraulically for ease of transportation while allowing for excellent visibility through the cab windows.

2021 & OLDER JOHN DEERE® 4WD TRACTOR STALK ROLLERS

Tire Configuration	2015-2021 9xxxR Series 4WD Tractors	2014 & Older 9xxxR Series 4WD Tractors	9030 Series 4WD Tractors
Duals 620mm to 800mm Triples 480mm to 520mm	LANSRJD9R7415	LANSRJD9R7412	LANSRJD903074
Singles 800mm Duals 480mm to 520mm	LANSRJD9R5215	LANSRJD9R5212	LANSRJD903052

**All kits above work with or without front weights & with or without front weight bracket*

2022 & NEWER JOHN DEERE® 9R SERIES 4WD TRACTOR STALK ROLLERS

Tire Configuration	WITHOUT front weights	WITH front weights
Duals 620mm to 800mm Triples 480mm to 520mm	LANSRJD9R7415	LANSRJD9R7422
Singles 800mm Duals 480mm to 520mm	LANSRJD9R5215	LANSRJD9R5222

JOHN DEERE® 9RX SERIES TRACKED TRACTOR STALK ROLLERS


2021 & Older	2022+ WITHOUT Front Weights	2022+ WITH Front Weights
LANSRJD9RX52 or LANSRJD9RX74	LANSRJD9RX52 or LANSRJD9RX74	LANSRJD9R5222 or LANSRJD9R7422

52 inch wide rollers


- Part numbers containing "52" have 52 inch wide rollers
- Overall tread width cannot exceed 157 inches

74 inch wide rollers

- Part numbers containing "74" have 74 inch wide rollers
- Overall tread width cannot exceed 206 inches



PLATFORM HEADS



PLATFORM
HEADS



BRUSH KIT FOR CASE IH®/NEW HOLLAND® AUGER HEADS



LANBSCNH27

Greatly reduces grain from being thrown out of head by auger

Fits CIH® Models: 1010, 1020, 2020, & 3020

Fits NH® Models: 72C, 73C, 74C, 75C, & 740CF

(These models can only use an odd number of kits: CIH® 2020, NH® 72C, 73C, 74C, & 75C)

This kit can mount on any header with a rectangular top tube 5"-7" wide that is relatively parallel with the cutter bar

Comes in 5' lengths

Connects with powerful magnets

Can be applied to entire length of head

Estimated Installation Time: 1 hour

**For Feeder House Brush Kit see page 116*



PLATFORM
HEADS



NEED INSTRUCTIONS?

ALL LANKOTA PRODUCT INSTALLATION INSTRUCTIONS ARE AVAILABLE ONLINE


[Installation Instructions »](#)

1. **CLICK THE PRODUCTS TAB**
2. **CHOOSE THE PRODUCT**
3. **CLICK THE INSTALLATION INSTRUCTIONS BUTTON**

(ALL INSTRUCTIONS ARE AVAILABLE TO VIEW AND DOWNLOAD)

GRAIN DIVIDERS FOR JOHN DEERE® PLATFORM HEADS


LANGD200	Fits all JD® 900 & 600 Series platforms
	Fits JD® 600 Series flex drapers (2012-2015)
	Separate standing crops from the material being cut
	The LANGD200 comes as a set of two
	<p>* Must have poly snouts</p> <p>** Does not fit 45' Flex Draper heads</p>



**For LANGD400 (Grain Dividers for JD® Flex Draper) see page 50*

BRUSH KIT FOR JOHN DEERE® PLATFORM HEADS

LANBSJD18	Greatly reduces grain from being thrown out of head by auger
	Fits all JD® 200, 900, & 600 Series flex and rigid heads
	Comes in 5' lengths
	Connects with powerful magnets
	Can be applied to entire length of head
	<i>Estimated Installation Time: 1 hour</i>



**For Feeder House Brush Kit see page 125*

PLATFORM
HEADS




CONVERSION KITS FOR JOHN DEERE®

LANAP200	<p>Driveshaft conversion kit for mid-model JD® 900 Series headers to JD® driveshaft technology</p> <p>This kit is for headers with serial #635100 and above</p> <p>This kit puts Contour Master™ shafts on an old style rigid or flex head</p>
----------	---

LANAP200ND	<p>Complete LANAP200 Kit WITHOUT Driveshafts</p>
------------	---

QTY	LANAP200 KIT COMPONENTS	
2	A. LAND550	Driveshaft 1 3⁄8" 21 Spline Quick Coupler, Header End is 1 1⁄8" Hex
1	B. LANHP200	Two Platform Hanger Bearing Assemblies with Hex Bearings and hardware
1	C. LANS500	Two PTO Supports
1	D. LANC400	Clutch Adapter with backing ring (includes hardware) and weld on bushing

**To add Header Height and Contour Master™ sensors, contact Lankota*

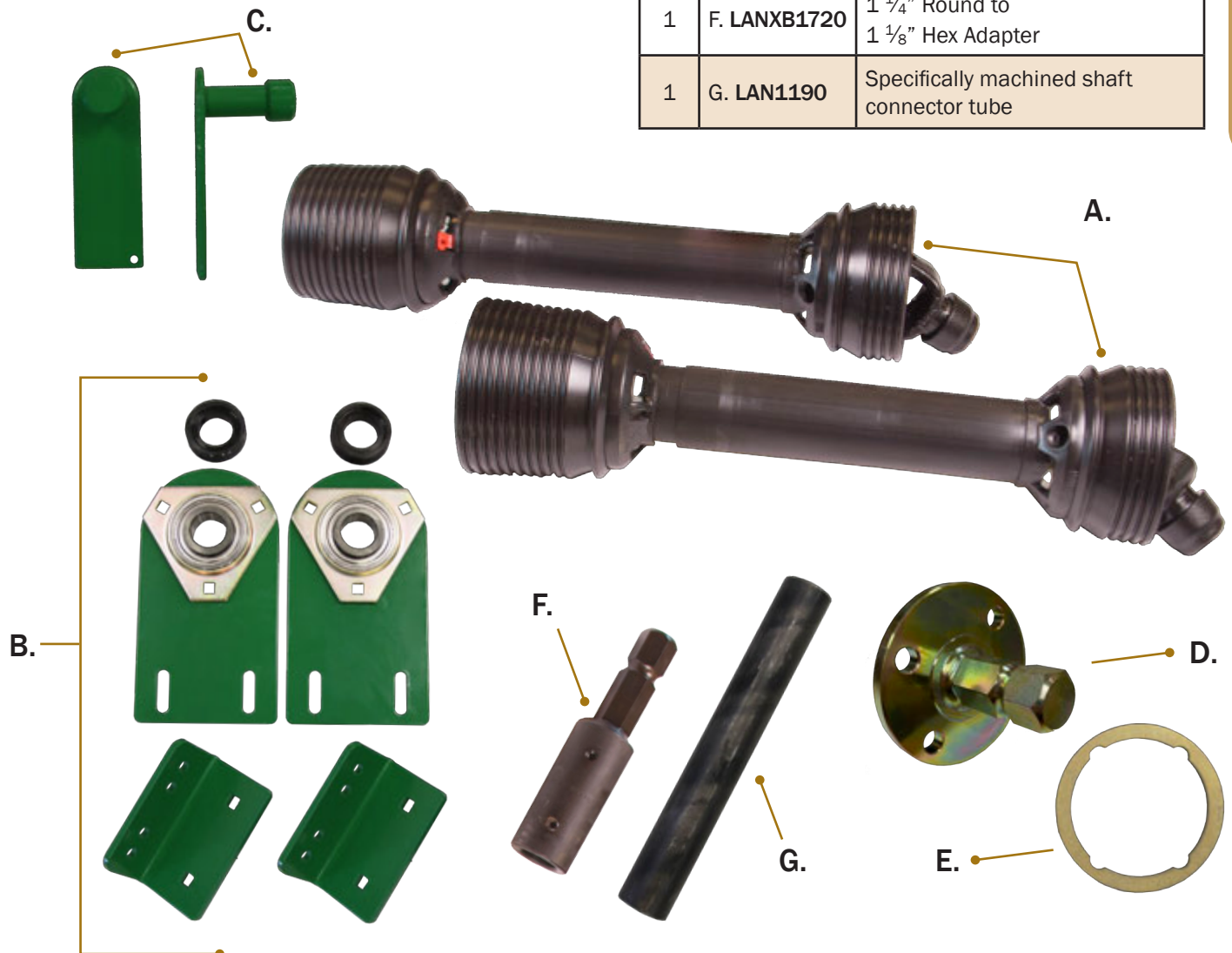


LANAP202	Driveshaft conversion kit for early model JD® 200 & 900 Series headers with 1 1/4" round shafts to JD® driveshaft technology This kit is for headers prior to serial #635100
----------	---

LANAP202ND	Complete LANAP202 Kit WITHOUT Driveshafts
------------	--

**To add Header Height and Contour Master™ sensors, contact Lankota*

QTY	LANAP202 KIT COMPONENTS	
2	A. LAND550	Driveshaft 1 3/8" 21 Spline Quick Coupler, Header End is 1 1/8" Hex
1	B. LANHP202	Two Platform Hanger Bearing Assemblies with Hex Bearings and hardware
1	C. LANS500	Two PTO Supports
1	D. LAN102	Clutch Adapter
1	E. LAN101A	Backing Ring
1	F. LANXB1720	1 1/4" Round to 1 1/8" Hex Adapter
1	G. LAN1190	Specifically machined shaft connector tube



CONVERSION KITS JOHN DEERE®

LAN84206	<p>Conversion kit to hydraulically and electrically connect a JD® 600 Series platform head to a JD® 9x00, 10, or 50 Series combine equipped with multipoint hydraulic connections</p> <p>Call Lankota for Header Height and Contour Master™ Sensing Kits</p>
-----------------	--

LAN84206 CONVERSION KIT COMPONENTS	
LAN128240	3/8" Female Handle Valve
LAN128241	1/2" Female Handle Valve
LAN209	Wiring Harness 31 Pin Single Point to 31 Pin 50 Series
<i>*If no electrical is needed order LAN84206NE</i>	



FOR USE WITH JOHN DEERE® 9050 SERIES TO JOHN DEERE® 600F CONVERSION

If the combine does NOT have the Hydraflex™ button on the armrest,

*** Order BH84094 From John Deere®**

If the combine is between serial #685301 - 695600 and the header control board has not been updated already,

*** Order AH220605 From John Deere®**

FOR USE WITH JOHN DEERE® 9000 OR JOHN DEERE® 9010 SERIES COMBINES

Use **LAN84206NE** and **LANHP0-JD10-31Q** (Electrical Flex Conversion System)
 Conversions to new JD® 600HF heads require adapting feeder house to new hook style
(See page 80)

CONVERSION KITS JOHN DEERE®

LAN84151	Conversion kit to convert JD® platform heads with 31 pin electrical connections to single point hook up with reel fore/aft
-----------------	---

LAN84151 CONVERSION KIT COMPONENTS	
LAN166991	Multi-Coupler Block with Fittings
LANEC300	Wiring Harness 31 Pin to 31 Pin Single Point
LAN204828S	Storage Bracket
<i>* If no electrical is needed order LAN84151NE</i>	

JD® 60 Series and newer combines will not recognize D-A-M™ Header Height Control.
Contact Lankota for information on adding Header Height and Contour Master® for these heads.



PLATFORM
HEADS

LAN84152	Conversion kit to convert JD® platform heads with 31 pin electrical connections to single point hook up without reel fore/aft
-----------------	--

LAN84152 CONVERSION KIT COMPONENTS	
LAN166995	Multi-Coupler Block with Fittings
LANEC300	Wiring Harness 31 Pin to 31 Pin Single Point
LAN204828S	Storage Bracket
<i>*If no electrical is needed order LAN84152NE</i>	

JD® 60 Series and newer combines will not recognize D-A-M™ Header Height Control.
Contact Lankota for information on adding Header Height and Contour Master® for these heads.




WEDGE KITS FOR JOHN DEERE®

LAN84398

Cutting platform wedge kit allows for a proper cutter bar angle on **JD® 600 Series flex heads**.

**Lankota will not accept returns on ANY wedge kit orders*

**Does not fit on any Flex Drapers*



WEDGE KIT GUIDE FOR CWS AND CTS COMBINES

Figure A	Wedge Angle	Wedge Thickness	Kit Number
Less than 21.5"	0.0°	—	None Required
21.5" - 29.5"	1.5°	2 1/4"	LAN84398-1.5
29.5" - 31"	3.0°	3 1/4"	LAN84398-3.0
More than 31"	4.5°	3 5/8"	LAN84398-4.5

WEDGE KIT GUIDE FOR STS COMBINES

Figure A	Wedge Angle	Wedge Thickness	Kit Number
Less than 28"	0.0°	—	None Required
28" - 30.5"	1.5°	2 1/4"	LAN84398-1.5
30.5" - 32.5"	3.0°	3 1/4"	LAN84398-3.0
More than 32.5"	4.5°	3 5/8"	LAN84398-4.5

** For all degrees, order **LAN84398***



Determine the correct amount of angle:

1. Position the feeder house so it is perpendicular to the ground. Use a level on front surface of feeder house to obtain this. See picture.
2. Measure from center of driveshaft to the ground as shown in picture.
3. Compare measurement with chart values for ordering proper wedge kit.


DRAPER/PICKUP HEADS



DRAPER/PICKUP
HEADS



BRUSH KIT FOR MACDON® & CASE IH® FLEX DRAPER HEADS



LANBSMC75

Fits MacDon® FD70, FD75 & FD1xx Series Flex Draper Heads (and like CNH® Models)

Blocks grain from flying out of the center drum area

Does not interfere with operator's view of the head & is installed using self-tapping screws

Two 5' sections straddle the center reel arm

Estimated Installation Time: 1.5 Hours

**For Feeder House Brush Kit see page 116*

SHARK FIN FOR MACDON® & CASE IH® DRAPER & FLEX DRAPER HEADS



LANSFMC10

Helps the crop feed evenly to the feeder house and avoid loss or plugging under the belts.

For MacDon® & CIH® Draper & Flex Draper Heads

Estimated Installation Time: 30 mins

CONVERSION KIT FOR MACDON®

LAN84151MD (MacDon®)

Conversion kit for MacDon® heads to combines with single point hook up



LAN166991

Multi-Coupler Block with Fittings

LANEC300

Wiring Harness
31 Pin to 31 Pin Single Point

LAN204828BLKS

Storage Bracket (Black)

** If no electrical is needed order **LAN84151MDNE***

BRUSH KIT FOR JOHN DEERE® FLEX DRAPER HEADS

The top brush blocks beans from flying out of the center drum area while the lower brush stops grain from falling out of the bottom of the head.

Installed using existing hardware. Does not interfere with the operator's view of the head.

Estimated Installation Time: 1 hour

LANBS6FD	Fits JD® 600, 700, & RDxxF Series flex drapers <i>*DOES NOT fit HDxxF</i>
-----------------	--

LANBS6FD28	Bottom Brush Kit ONLY of the LANBS6FD and LANBS6FDTA <i>*DOES NOT fit HDxxF</i>
-------------------	--


LANBS6FD32	Top Brush Kit ONLY of the LANBS6FD <i>*DOES NOT fit HDxxF</i>
-------------------	--

**For Feeder House Brush Kit see page 125*

LANBS6FDTA	For Flex Draper with Top Cross Auger Installed Fits JD® 600 & 700 Series flex drapers <i>*DOES NOT fit HDxxF or RDxxF</i>
-------------------	---

LANBS6FD44K	Top Brush Kit ONLY of the LANBS6FDTA <i>*DOES NOT fit HDxxF or RDxxF</i>
--------------------	---

LANBS24576	Fits JD® HD Series Draper Heads Brush attaches above center drum
-------------------	---



DRAPER/PICKUP HEADS



REPLACEMENT BRUSHES FOR LANKOTA BRUSH KITS



LANBSR2K

Brush Replacement Kit for all Grain Saver Kits

Includes a new brush, lower stainless brush holder and mounting hardware

Brush Length: 61" (cut to fit some kits)

SHARK FIN FOR JOHN DEERE® FLEX DRAPER HEADS



LAN1331SF


Fits JD® 600, 700, & RDxxF Series flex drapers

**DOES NOT fit HDxxF*

Helps the crop feed evenly to the feeder house and avoid loss or plugging under the belts

Estimated Installation Time: 30 mins

GRAIN DIVIDERS FOR JOHN DEERE® FLEX DRAPER HEADS



LANGD400

Fits all JD® 645FD heads and all other JD® 600 & 700 Series flex drapers after 2015

**DOES NOT fit HDxxF or RDxxF*

Separates standing crops from the material being cut

LANGD400 comes as a set of two

For **LANGD200 (Grain Dividers for JD® Platform Heads and Early Flex Drapers) see page 41*

CONVERSION KITS FOR JOHN DEERE® DRAPER HEADS


LAN84112	Conversion kit for JD® 900D Series draper heads to combines with single point hook up <i>* If no electrical is needed order LAN84112NE</i>
-----------------	--

LAN166991	Multi-Coupler Block with Fittings
LANEC300	Wiring Harness 31 Pin to 31 Pin Single Point
LAN204828S	Storage Bracket



LAN84122	Conversion kit for JD® 900D Series draper heads from single point hydraulic and electrical to multipoint hook-up for earlier model combines
-----------------	---

LAN128241	½" Female Handle Valve
LAN128240	¾" Female Handle Valve
LAN209	31 Pin Single Point to 31 Pin 50 Series



DRAPER/PICKUP
HEADS

CONVERSION KITS FOR JOHN DEERE® PICKUP HEADS

LAN84111	Conversion kit for belt pickup heads to single point hydraulic and electrical connection You will also need to purchase LANEC100 if the header electrical harness is a 16 pin connection <i>* If no electrical is needed order LAN84111NE and LANEC31QP</i>
-----------------	--



LAN166994	Multi-Coupler Block with Fittings
LANEC300	Wiring Harness 31 Pin to 31 Pin Single Point
LAN204828S	Storage Bracket

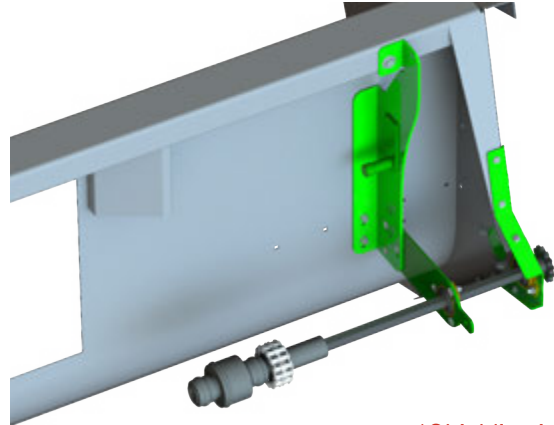
CONVERSION KIT FOR JOHN DEERE® 12FT PICKUP HEADS

LANAP333

FOR USE WITH JD® 212 & 912 BELT PICKUP HEADS ONLY.

This kit will connect the feeder house SPLINED DRIVE of any JD® combine to a JD® 212 or 912 belt pickup head. Kit contains new slip clutch, new bearings, connecting shafts, and shielding.

Contour Master must be locked out when using this kit.



**Shielding included*

CONVERSION KIT FOR JOHN DEERE® 14FT PICKUP HEADS

LANAP300

Driveshaft conversion kit for older JD® 214 & 914 Series pickup heads to SPLINED DRIVE JD® combines

Driveshaft has built in slip clutch

LANAP300ND

Complete **LANAP300** Kit
WITHOUT Driveshaft

LANAP300 KIT COMPONENTS

LAND650

Driveshaft (1) with Radial Pin Clutch

LAN26220

Hex Shaft Assembly

LAN108

PTO Support

DO NOT USE THIS KIT FOR 12' PICKUP HEADS!



REPLACEMENT PARTS FOR LANAP300 KITS SOLD PRIOR TO 2016



LAN395831

Complete replacement clutch
2300 Series Driveshafts

LAN370767

Complete replacement clutch
2400 Series Driveshafts



LAN043439K

15 additional springs for radial pin clutch for extra tough crop conditions and higher torque settings

CORN HEADS



CORN
HEADS



DRIVESHAFT CONVERSION KIT FOR JOHN DEERE® CORN HEADS

LANAR100

Conversion kit for level land corn heads to JD® shaft driven combines



QTY	LANAR100 CONVERSION KIT COMPONENTS	
2	LAND550	Driveshaft 1 3/8" 21 Spline Quick Coupler, Header End is 1 1/8" Hex
1	LANHR100	2 Corn Hanger Bearing Assemblies
1	LANS500	2 PTO Supports

To add Header Height and Contour Master™ Sensors, contact Lankota.

LANHR100

Conversion kit for level land corn heads to JD® shaft driven combines



FOR CORN HEADS DRIVEN ON LEFT SIDE ONLY

FOR CORN HEADS DRIVEN ON LEFT SIDE ONLY	
LANHR100.5	Left Half of LANHR100



DO YOU FOLLOW THESE FACEBOOK PAGES?



COMBINE KINGS



HAY KINGS



SPRAY KINGS

CONVERSION KITS FOR JOHN DEERE® CORN HEADS

<p>LAN84108</p>	<p>Conversion kit for hydraulic and electrical connections on early model JD® corn heads to combines with single point hook up</p> <p>This kit is utilized if the corn head has hydraulic deck plates</p> <p>You may also need the LANEC100 wiring harness if the head electrical harness is a 16 pin connection</p> <p><i>* If no electrical is needed order LAN84108NE & LANEC560</i></p>
------------------------	--

LAN84108 CONVERSION KIT COMPONENTS	
LAN166993	Multi-Coupler Block with 2 Fittings
LANEC300	Wiring Harness 31 Pin to 31 Pin Single Point Hookup
LAN204828S	Storage Bracket



QUESTIONS?

TEXT US @ 605-352-4550

Text us!

AND SPEAK WITH ONE OF OUR KNOWLEDGEABLE STAFF

CONVERSION KITS FOR JOHN DEERE® CORN HEADS

LAN84108R

Conversion kit for early model JD® corn heads with hydraulic deck plates **and** a **corn reel** to combines with single point hook up

You may also need the **LANEC100** wiring harness if the head electrical harness is a 16 pin connection

** If no electrical is needed order **LAN84108RNE** & **LANEC560***



LAN84108R CONVERSION KIT COMPONENTS

LAN166997	Multi-Coupler Block with 4 Fittings
LANEC300	Wiring Harness 31 Pin to 31 Pin Single Point Hookup
LAN204828S	Storage Bracket

LAN84118

Conversion kit for late JD® 90 & 600 Series corn heads with hydraulic deck plates from single point to multipoint

You may also need a **LANEC200** for JD® 9000 & 9010 combines (will only run lights)

Contact Lankota for Automatic Header Height Control

** If no electrical is needed order **LAN84118NE***



LAN84118 CONVERSION KIT COMPONENTS

LAN209	31 Pin Single Point to 50 Series 31 Pin
LAN206290	Harness Connector Clip
LAN128240	3/8" Female Handle Valve (2)


WEDGE KIT FOR JOHN DEERE® CORN HEADS

LAN80987	<p>Wedge kit fits JD® 40, 90, 600 & 700 Series corn heads</p> <p>Flattens head out by 6 ½ degrees</p> <p>Header drive must have telescoping drive shafts</p> <p>Not for use with Sidehill combines</p> <p>See page 60 for LANAR100 drive shaft kit</p>
-----------------	---



CORN HEAD EAR SAVER KIT FOR JOHN DEERE®

LAN79944	<p>Corn head ear saver kit</p> <p>“See through” design fits all JD® 40 & 90 series non-folding corn heads without center bearing mount obstruction</p> <p>Slotted mounting holes for easy adjustment</p>
LAN21396	<p>Corn head ear saver kit</p> <p>“See through” design fits JD® 600, 700, & C series corn heads</p> <p>Slotted mounting holes for easy adjustment</p> <p><i>Does NOT work with Folding Corn Heads</i></p>



CORN
HEADS

CORN HEAD COVER PLATES FOR JOHN DEERE®

LANSSCRPK



Stainless steel corn hood cover plate

Fits JD® 40, 90, 600, 700, & C Series poly corn heads

2 plates per row - Fits outside hoods and all middle hoods

All hardware is included. (Quantity 1 kit = 2 plates and hardware)

30" Heads Only - 18.5" long x 4.5" wide



LANPSP100K

Stainless steel corn snout plate - Inner Rows

Fits JD® 90 Series, 30" corn heads, below serial #695300

2 plates per row (1 left & 1 right). All hardware is included

* For outside end snout pieces call Lankota

* **HAVE END SNOOT PART# READY**

LANPSP100K




12 - Row Order	11 - LANPSP100K
8 - Row Order	7 - LANPSP100K
6 - Row Order	5 - LANPSP100K
4 - Row Order	3 - LANPSP100K

CORN HEAD COVER PLATES FOR JOHN DEERE®


LANPSP200K	<p>Stainless steel corn snout plate</p> <p>Fits JD® 90 Series, 30" corn heads, serial #695300 & above</p> <p>2 plates per row (1 left & 1 right). All hardware is included</p> <p>Order one (1) LANPSP200EK to cover outside of both end snouts</p>
-------------------	---

12 - Row Order	1 - LANPSP200EK 12 - LANPSP200K
8 - Row Order	1 - LANPSP200EK 8 - LANPSP200K
6 - Row Order	1 - LANPSP200EK 6 - LANPSP200K
4 - Row Order	1 - LANPSP200EK 4 - LANPSP200K



LANPSP300K	<p>Stainless steel corn snout plate</p> <p>Fits JD® 40 Series, 30" corn heads, with JD® poly update</p> <p>2 plates per row (1 left & 1 right). All hardware is included</p> <p>Order one (1) LANPSP300EK to cover outside of both end snouts</p>
-------------------	---

12 Row - Order	1 - LANPSP300EK 12 - LANPSP300K
8 Row - Order	1 - LANPSP300EK 8 - LANPSP300K
6 Row - Order	1 - LANPSP300EK 6 - LANPSP300K
4 Row - Order	1 - LANPSP300EK 4 - LANPSP300K



CORN HEAD COVER PLATES FOR JOHN DEERE®

LANPSP600K

Stainless steel corn snout plate

Fits JD® 600C & 700C Series, 30" corn heads

2 plates per row (1 left & 1 right) - All hardware is included

Order one (1) **LANPSP600EK** to cover inside & outside of both end snouts

LANPSP600K



LANPSP600EK



18 Row - Order	1 - LANPSP600EK 17 - LANPSP600K
16 Row - Order	1 - LANPSP600EK 15 - LANPSP600K
12 Row - Order	1 - LANPSP600EK 11 - LANPSP600K
8 Row - Order	1 - LANPSP600EK 7 - LANPSP600K
6 Row - Order	1 - LANPSP600EK 5 - LANPSP600K

LANPSP700K

Stainless steel corn snout plate

Fits JD® 600C & 700C Series, 20" and 22" corn heads


2 plates per row (1 left & 1 right) - All hardware is included

Order one (1) **LANPSP700EK** to cover inside & outside of both end snouts

LANPSP700K



LANPSP700EK



18 Row - Order	1 - LANPSP700EK 17 - LANPSP700K
12 Row - Order	1 - LANPSP700EK 11 - LANPSP700K



CORN HEAD COVER PLATES FOR JOHN DEERE®

LANPSP830K	<p>Stainless steel corn snout plate</p> <p>Fits JD® C Series, 30" corn heads</p> <p>2 plates per row (1 left & 1 right)</p> <p>All hardware is included</p> <p>Order one (1) LANPSP830K per row</p> <p><i>*No covers available for the outside of the end snouts</i></p>
-------------------	--



LANPSP820K	<p>Stainless steel corn snout plate</p> <p>Fits JD® C Series, 20 & 22" corn heads</p> <p>2 plates per row (1 left & 1 right) - All hardware is included</p> <p>Order one (1) LANPSP820EK to cover inside</p> <p><i>*No covers available for the outside of the end snouts</i></p>
-------------------	---



LANPSP820K




LANPSP820EK

18 Row - Order	<p>1 - LANPSP820EK</p> <p>17 - LANPSP820K</p>
16 Row - Order	<p>1 - LANPSP820EK</p> <p>15 - LANPSP820K</p>
12 Row - Order	<p>1 - LANPSP820EK</p> <p>11 - LANPSP820K</p>
8 Row - Order	<p>1 - LANPSP820EK</p> <p>7 - LANPSP820K</p>
6 Row - Order	<p>1 - LANPSP820EK</p> <p>5 - LANPSP820K</p>

REPLACEMENT GEARBOX FOR JOHN DEERE® CORN HEADS

LAN508172

Replacement gearbox for JD® 40 & 90 Series corn heads with 1 1/8" input shaft. Left and right are interchangeable. Gearbox is NEW, not rebuilt. Internal components ARE FULLY interchangeable with JD® parts.



QUESTIONS?

TRY OUR LIVE CHAT

Live Chat



AND SPEAK WITH ONE OF OUR KNOWLEDGEABLE STAFF

(AT THE BOTTOM RIGHT HAND SIDE OF THE PAGE)

**Corn head cover plates see pages 64-66*

TRACTOR/COMBINE SINGLE POINT HYD



STEP 1 (TRACTOR HALF)

Choose Female Tractor Side and Quantity

STEP 2 (IMPLEMENT HALF)

Choose Male Implement Side and Quantity

2 PORT MULTI-COUPLERS



LAN2P208-2-12SFC

Female Side, fixed with handle and dust cover

No Seal Kit Available

Valve Replacement
#LANKIT2FNB12-12SF

Handle Replacement
#LANKITLP208

Locking Peg Replacement
#LANKITSP5S



LAN3P208-2-12SMC

Male Side, Mobile

SAE O-Ring Ports

Seal Kit #LANSKMF12

Valve Replacement
#LANKIT3FNP12-12SM

Pin Replacement
#LANKITGP4

4 PORT MULTI-COUPLERS



LAN2P508-4-12SFC

Female Side, fixed with handle and dust cover

No Seal Kit Available

Valve Replacement
#LANKIT2FNB12-12SF

Handle Replacement
#LANKITLP508

Locking Peg Replacement
#LANKITSP5S



LAN3P508-4-12SMC

Male Side, Mobile

SAE O-Ring Ports

Seal Kit #LANSKMF12

Valve Replacement
#LANKIT3FNP12-12SM

Pin Replacement
#LANKITGP4

6 PORT MULTI-COUPLERS



LAN2P608-6-12SFC


Female Side, fixed with handle and dust cover

No Seal Kit Available

Valve Replacement
#LANKIT2FNB12-12SF

Handle Replacement
#LANKITLP608

Locking Peg Replacement
#LANKITSP5S



LAN3P608-6-12SMC

Male Side, Mobile

SAE O-Ring Ports

Seal Kit #LANSKMF12

Valve Replacement
#LANKIT3FNP12-12SM

Pin Replacement
#LANKITGP4

STEP 3 Choose Desired Hose Kit Quantity (Sold in Sets of 2)

SINGLE POINT UNIVERSAL HOSE KIT

LANSPUQHKK	Tractor Side
	Single Point Universal Hose Kit (two hoses)
	45° Adapters & Male Tips



STEP 4 Choose Desired Hydraulic Adapter Kit Quantity (Sold in Sets of 2)

SINGLE POINT UNIVERSAL IMPLEMENT SIDE HYD ADAPTER KIT


LANSPUQH001	Implement Side
	Single Point Universal Hyd Adapter Kit
	Set of 2
	- Quick Coupler (Female) - O-Ring Adapter



STEP 5 Choose Quick Hitch Mounting Kit Quantity

SINGLE POINT QUICK HITCH MOUNT

LANSPUQH	Single Point Block mount for 3-Point Quick Hitches
	Fits most 3-Point Quick Hitches
	Clamps around top of frame




TRACTOR/COMBINE
SINGLE POINT HYD

COMBINE SINGLE POINT HYDRAULIC BLOCKS FOR CASE IH® & NEW HOLLAND®

LAN3P5065-5GMC

Hydraulic Single Point Coupler block for *combine side* of CNH® combines

All valves have SAE O-Ring Ports




HEADER SINGLE POINT HYDRAULIC BLOCKS FOR CASE IH® & NEW HOLLAND®

LAN2P5065-2AFC

2 Port Reel Fore/Aft or Hydraulic Deck Plates Functions

LAN2P5065-5AFC

5 Port
All Header Functions







See Safety Lock
Replacement on
[page 67](#)




All valves have SAE O-Ring Ports

TRACTOR/COMBINE
SINGLE POINT HYD

REPLACEMENT PARTS - CNH® COMBINE SIDE


<p>LANKITGP4</p> <p>Replacement Alignment Pins</p>  <p>(Set of 2)</p>	<p>LANKIT3FNP14-38SM</p> <p>1/4" Coupler with 3/8" ORB (3) per 3P5065-5GMC</p>  <p>Hyd. Deck Plates Reel Fore/Aft</p> <p>Seal Kit #LANKIT2FFNP14M</p>	<p>LANKITFNP38-12SMU</p> <p>3/8" Coupler with 1/2" ORB (1) per 3P5065-5GMC</p>  <p>Reel Return</p> <p>Seal Kit #LANKIT2FFNP38M</p>	<p>LANKIT3FNP38-12SM</p> <p>3/8" Coupler with 1/2" ORB (1) per 3P5065-5GMC</p>  <p>Reel Drive</p> <p>Seal Kit #LANKIT2FFNP38M</p>
---	--	--	--

REPLACEMENT PARTS - CNH® HEADER SIDE

<p>LANKITSP5S</p> <p>Safety Lock Replacement</p> 	<p>LANKIT2FNB14-38SF</p> <p>1/4" Coupler with 3/8" ORB (3) per 2P5065-5AFC</p>  <p>Hyd. Deck Plates Reel Fore/Aft</p> <p>No Seal Kit Available</p>	<p>LANKIT2FNB38-12SF</p> <p>3/8" Coupler with 1/2" ORB (2) per 2P5065-5AFC</p>  <p>Reel Return/Reel Drive</p> <p>No Seal Kit Available</p>
---	--	--

TRACTOR/COMBINE
SINGLE POINT HYD

JOHN DEERE® HEADER SIDE



JOHN DEERE® COMBINE SIDE



COMBINE SINGLE POINT CONVERSION FOR JOHN DEERE®

LAN84207	Hydraulic single point for use with JD® 50 Series STS combines
LAN84208	Hydraulic single point for use with JD® 50 Series Walker & CTS combines with hoses from hydraulic manifold
LAN84209	Hydraulic single point for use with JD® 50 Series Walker & CTS combines with steel lines from hydraulic manifold
LAN84209NE	Hydraulic single point for use with JD® 00 & 10 Series combines For Hydraflex™ Header Control on D-A-M™ Combine, see LANHBO-JD10-31Q (Page 80)



TRACTOR/COMBINE
SINGLE POINT HYD

FOR USE WITH JOHN DEERE® 9050 SERIES TO JOHN DEERE® 600F CONVERSION

If the combine does NOT have the Hydraflex™ button on the armrest,
* Order BH84094 From John Deere®

If the combine is between serial #685301 - 695600 and the header control board
has not been updated already,
* Order AH220605 From John Deere®


INDIVIDUAL HYDRAULIC COUPLERS - HEADER SIDE

The *small dark blue coupler* and the *small light blue coupler* are exactly the same. The colors differentiate installation purposes and header functions only. Snap ring included with each individual coupler. Parker Hydraulic® original, identical replacement parts.



COUPLER SEAL REPAIR KITS - HEADER SIDE

LAN166987	Large 1/2" Coupler O - Ring Kit	LAN166988	Small 3/8" Coupler O - Ring Kit
-----------	---------------------------------	-----------	---------------------------------
















COUPLER BLOCK STORAGE BRACKET



LAN204828BLKS (Black)	Storage bracket for multi-coupler blocks (hardware included)
LAN204828S (Green)	Storage bracket for multi-coupler blocks (hardware included)

TRACTOR/COMBINE
SINGLE POINT HYD

HEADER SINGLE POINT MULTI-COUPLER BLOCKS FOR JOHN DEERE®

	LAN166990 Multi-coupler block without couplers		LAN166995 (1) LAN166916 Red Coupler (1) LAN166917 Yellow Coupler (1) LAN166918 Green Coupler Reel Drive, Reel Return, & Reel Lift Functions
	LAN166991 (2) LAN166915 Blue Couplers (1) LAN166916 Red Coupler (1) LAN166917 Yellow Coupler (1) LAN166918 Green Coupler All Functions		LAN166996 (1) LAN166917 Yellow Coupler Reel Drive Coupler in Reel Lift Port Primarily used to raise & lower hood on Shelbourne® Stripper Head
	LAN166992 (1) LAN166915 Blue Coupler, Reel Fore Function, Primarily used for spring loaded deck plates on Geringhoff® heads		LAN166997 (2) LAN166915 Blue Couplers (1) LAN166916 Red Coupler (1) LAN166917 Yellow Coupler Reel Drive, Reel Return, Reel Fore/Aft, and/or Deck Plates Functions
	LAN166993 (2) LAN166915 Blue Couplers Reel Fore & Reel Aft Functions and for Hydraulic Deck Plates		LAN166998 (1) LAN166918 Green Coupler Reel Lift Function, Hyd. Pressure Up Only... Gravity Down
	LAN166994 (1) LAN166916 Red Coupler (1) LAN166917 Yellow Coupler Reel Drive & Reel Return Functions (Continuous Oil Flow)		LAN24587K Single point block universal alignment pin for any JD® header bock (sold individually)
	LAN202701 Single Point Block header half wear bushing for Parker® (sold individually)		LANKITVP116 Single Point Block header half wear bushing & side pins for Faster® (sold as set of 2 bushings & 2 pins)
	LAN093D0022A Single Point Block header half side pins for Parker® (sold individually)		

INDIVIDUAL HYDRAULIC VALVES - JOHN DEERE® COMBINE HALF



LANAH225671

Combine side single point hydraulic
1/2" valve replacement

This is a Parker Hydraulics™
original, identical replacement part

Service tool required: JD® part
#AH201808 (see below)

Always torque tighten to
manufacturer's specifications



LANAXE21789

Combine side single point
hydraulic 3/8" valve replacement


This is a Parker Hydraulics™
original, identical replacement part

Service tool required: JD® part
#AH201808 (see below)

Always torque tighten to
manufacturer's specifications

TRACTOR/COMBINE
SINGLE POINT HYD

JOHN DEERE® COMBINE SINGLE POINT HYD. VALVE REMOVAL TOOL



LANAH201808

Special tool to remove valve in single point hyd. block on JD®
combines. Works for ANY OEM valve on combine side

Fits JD® combines 60 through S Series with original FASTER®
or PARKER® Single Point Hyd. Valve Block

LANSP43467

Special tool to remove valve in single point hyd. block on JD®
combines. Works for ANY OEM valve on combine side

Fits JD® X9 & S7 Series combines with original FASTER® or
PARKER® Single Point Hyd. Valve Block

SINGLE POINT HYDRAULIC BLOCK - JOHN DEERE® COMBINE HALF


LAN3PLK-0-5BFC

Hydraulic single point coupler block for the combine side of JD® combines

This is a Parker Hydraulics™ original, identical replacement part



Back





Front

LAN0104-006

Combine Side Single Point Locking Pin Assembly (Parker®)

LANKITSP6NA

Combine Side Single Point Locking Pin Assembly (Faster®)



TRACTOR/COMBINE
SINGLE POINT HYD

HYDRAULIC ADAPTER SIZING TOOL

AMAHYD001


Use this tool to determine the size of the male end of your hydraulic fittings

Contains sizing cutouts for Flat Faced O-Ring sizes from -4 to -24

Pipe thread sizes from 1/8" to 2", and JIC 37° Flare

SAE O-Ring Boss sizes from -2 to -32.

- 16.5" long by 9" tall
- Rigid Galvanized Steel Construction



TRACTOR/COMBINE
SINGLE POINT HYD

QUESTIONS?

TEXT US @ 605-352-4550

Text us!

AND SPEAK WITH ONE OF OUR KNOWLEDGEABLE STAFF

ELECTRICAL



HEADER ELECTRICAL CONNECTORS



LAN560

Electrical plug utilized on single point combines when running early model corn heads with no electrical wiring to maintain all routine header and computer functions

Dummy Plug, Snap Ring & Plate
Single Point Connection
Corn Head Recognition

SINGLE POINT CONNECTIONS



Dummy plug & snap ring only combine header recognition:

LANEC560	Corn Head
LANEC31QP	Pickup Head
LANEC31QDR	Draper Head
LANEC31QF	Flex Head
LANEC31QRC	Row Crop
LANEC31QRDG	Rigid Head

If single point block is needed, order **LAN166990**.

50 SERIES CONNECTIONS



Dummy plug combine header recognition:

LANEC550	Corn Head
LANEC31JP	Pickup Head
LANEC31JDR	Draper Head
LANEC31JF	Flex Head
LANEC31JRC	Row Crop
LANEC31JRDG	Rigid Head

INDIVIDUAL WIRING COMPONENTS

LAN175880	Snap Ring Fits: LANHD342431PT-B019 JD® Part #: H175880
-----------	--



LAN114619	Internal Orange O Ring Fits: LANHD342431PT-B019 LANHDP242431PT
-----------	--



LAN31992316	Black Vinyl Cover Fits: LANHD342431PT-B019 LANHDP242431PT
-------------	---



LAN046220116141	Combine Side (Female) Deutsch® Electrical Pins
-----------------	---



LAN046021516141	Header Side (Male) Deutsch® Electrical Pins Fits: LANHD342431PT-B019 LANHDP242431PT
-----------------	--



LANHD342431PT-B019	Header Side Deutsch® Aluminium Plug
--------------------	--



FRONT VIEW



BACK VIEW

LANHDP242431PT	Header Side Deutsch® Black Plastic Receptical
----------------	--



ELECTRICAL ADAPTERS

Use JD® **AH128923** for connecting 9 pin combine harness to 16 pin header harness.

Use JD® **AH128924** for connecting 16 pin combine harness to 9 pin header harness.



LANEC100

Adapts early model heads to JD® 50 Series combines

For single point hook up, **LANEC300** is also required

Replaces JD® **AH164791**
- Corn Head

Replaces JD® **AH164792**
- Platform Head



LANEC200

This harness will not operate any flex system

For Header Height and Contour Master™ contact Lankota

Adapts heads with 31 pin electrical harness to combines with 16 pin electrical harness

Replaces JD® **AH164793**



LANEC302

Adapt early model corn heads without adjustable hydraulic deck plates to combines with single point hook up

Electrical Adapter is 31 pin JD® 50 Series to 31 pin single point

You may also need the **LANEC100** wiring harness if the header electrical harness is a 16 pin connection



LANEC300

JD® 50 Series 31 pin adapter cable to 31 pin single point hookup (includes snap ring)

Replaces JD® **AH209734**

ELECTRICAL ADAPTERS

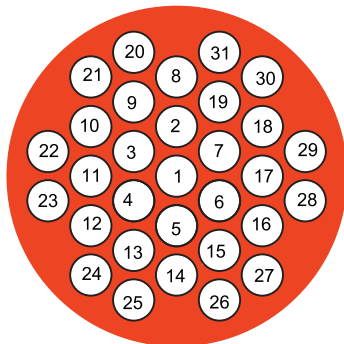
LAN209	<p>Adapts JD® 600 Series heads (platform or corn heads) to 50 Series combines</p> <p>Includes retaining hardware</p> <p><i>Combine will require updates</i></p> <p>Replaces JD® AH209735</p>
---------------	--



LANHPO-JD10-31J	<p>Converts electronics of 2000-2003 JD® 900F Series flex headers to 1999 or older JD® combines</p> <p><i>For use with combines equipped with D-A-M™ Only</i></p>
------------------------	---



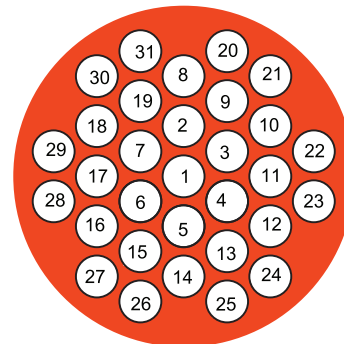
DEUTSCH® ELECTRICAL 31 PIN LOCATION DIAGRAM



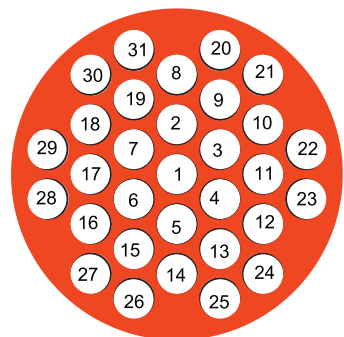
PLUG/FACE VIEW

COMBINE SIDE

John Deere®
CNH®
Agco®



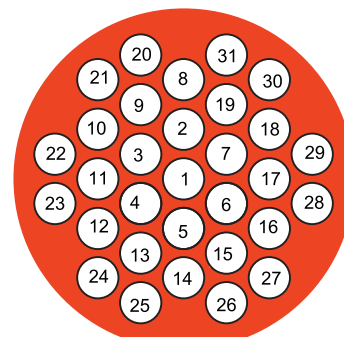
WIRE/REAR VIEW



PIN/FACE VIEW

HEADER SIDE

John Deere®
CNH®
Agco®



WIRE/REAR VIEW

HYDRAFLEX AUGER PLATFORM ELECTRICAL CONVERSIONS



LANHPO-JD10-31Q

WHEN CHANGING HEADER TO MULTI-POINT

This kit attaches to header

Use with **LAN84206NE** hydraulic kit, shown on [page 50](#)

Converts electronics of 2004 & newer JD® HydraFlex™ headers to 1999 or older JD® combines

Eliminates the need of JD® BH84098, BH84095, & BH84096

**Not for use with Flex Draper Heads*

For use with combines equipped with D-A-M™ Only



LANHBO-JD10-31Q

WHEN CHANGING COMBINE TO SINGLE-POINT

This kit attaches to combine

Use with **LAN84209NE** hydraulic kit, shown on [page 69](#)

Converts electronics of 2004 & newer JD® HydraFlex™ headers to 1999 or older JD® combines

Eliminates the need of JD® BH84098, BH84095, & BH84096

**Not for use with Flex Draper Heads*

For use with combines equipped with D-A-M™ Only



**Combine Unloading Auger Flag Pole Mount see pages 115 & 124*

DRIVESHAFTS/ ADAPTERS



PTO DRIVESHAFT ADAPTERS

Not covered under warranty when used with air reels, air tubes, or chopping corn heads.



LANS300

Adapts shaft driven heads to sprocket driven combines

Adapters bolt to existing sprockets on level land combines, making it easy to switch back and forth from new to earlier model heads

****Includes Hardware**



LAN101B

Half of **LANS300**

****Includes Hardware**



LAN101A

(1) Ring

****No Hardware**











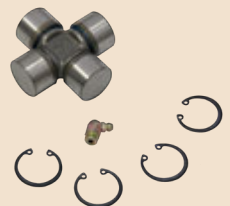





LANKOTA®
Ag Driven Innovations

FOLLOW US ON



2500, 2400/AW35, 2300 SERIES DRIVESHAFT COMPONENTS

	LAN106271 2400 Series, 1 1/2" yoke 1,000 RPM replacement for JD® SP Choppers 23 spline		LAN380908 2400 Series, 1 3/8" 1,000 RPM quick coupler yoke
	LAN391345 2400 Series, 1 3/8" yoke 1,000 RPM replacement for Shelbourne® Stripper Heads		LAN362448 2400 Series, 1 3/4" 1,000 RPM quick coupler yoke
	LAN399515 2400 Series, 1 1/8" hex compression yoke		LAN380907 2400 Series, 1 3/8" 540 RPM quick coupler yoke
	LAN390985 2400 Series, 1 1/8" hex quick coupler yoke		LAN368184 2400 Series, 1 1/4" hex compression yoke
	LAN362430 2500 Series, 1 3/8" 1000 RPM 21 spine quick coupler yoke		LAN044444 2300 Series, cross bearing kit 3" (76 mm) cap to cap 1" (27) mm diameter cap
	LAN312410 2400 Series, cross bearing kit 3" (76 mm) cap to cap 1.25" (32 mm) diameter cap		LAN381908 Locking collar kit (metal) For 2400 Series Only For AW35 Series see page 90
	LAN364915 Locking collar kit (metal) For 2500 Series Only For AW35 Series see page 90		LAN390404 Locking collar kit (plastic) For 2400 Series Only For AW35 Series see page 90

WEASLER 35 SERIES DRIVESHAFT COMPONENTS

	LAN350311015 1 3/8" 540 RPM quick coupler yoke		LAN350311052 1 3/8" 1,000 RPM quick coupler yoke
	LAN353511001 1 1/8" hex compression yoke		LAN353511013 1 1/4" hex compression yoke
	LAN350211186 1 1/8" hex quick coupler yoke		LAN2615120 Locking collar kit (metal) For 35 & AW35 Series
	LAN19-11147 Plastic shield, easy lock repair kit		LAN0315287 Cross bearing kit 3.25" cap to cap 1.25" diameter cap



* Lankota Combine Auger Flag Pole Mount see pages 115 or 124

MISCELLANEOUS SHAFT ADAPTERS

	LAN106A2206 1 3/8" x 6.5" 6 spline 540 RPM stock shaft		LANXB1720 1 1/4" round female to 1 1/8" hex male with locking groove, 8" overall, adds 5.5" to shaft length
	LAN106A2221 1 3/8" x 6" 21 spline 1,000 RPM stock shaft		LANXB540 1 1/8" female hex to 1 3/8" 6 spline male 540 RPM, 8" overall, adds 5" to shaft length
	LAN1261800 1 1/8" X 4.5" hex connector with two set screws		LANHS36 - 36" LANHS24 - 24" LANHS12 - 12" 1 1/8" hex shaft with groove
	LAN126200 1 1/4" X 4.5" hex connector with two set screws		LANXB1340 1 1/8" female hex to 1 3/8" 21 spline 1,000 RPM male, 8" overall, adds 5" to shaft length
	LAN126-2400 1 1/2" X 4.5" hex connector with two set screws		LANXB0930 1 3/8" 540 RPM female to 1 3/8" x 21 spline male With quick coupler
	LAN16801800 1 1/8" x 3" hex connector		LANXB0711 1 3/8" 1000 RPM 21 spline female to 1 3/8" 540 RPM male quick coupler adapter
	LANB540 1 3/8" 540 RPM to sprocket 3.75" overall LANB540 (2) piece kit LAN501 (1) piece kit <i>Not recommended for use with Chopping Corn Heads and Platforms with Air Reel Systems.</i>		

DRIVESHAFTS/ADAPTERS

All 2400 Series yokes & cross bearings are interchangeable with AW35 Series
 Locking collar kits are not interchangeable
 Only GKN Walterscheid shielding fits GKN Walterscheid driveshafts
 Only Weasler shielding fits Weasler driveshafts

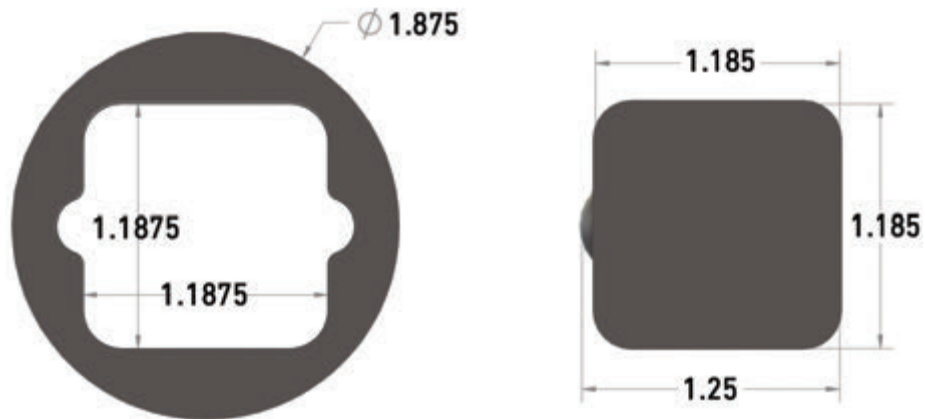
LANKOTA PART # (PER 1 SHAFT)	SERIES	COMBINE YOKE LANKOTA PART # DESC.	HEADER YOKE LANKOTA PART # DESC.	LOCKING COLLAR LANKOTA PART #	CROSS BEARING LANKOTA PART # DIMENSIONS	OUTER SHAFT SHIELDING LANKOTA PART #
LAND550	AW35	LAN380908 1 3/8" 21 SPLINE	LAN399515 1 1/8" HEX	LAN2615120 (METAL)	LAN312410 3" CAP TO CAP 1.25" DIA. CAP	LAN9727600
LAND555	AW35	LAN380907 1 3/8" 6 SPLINE	LAN399515 1 1/8" HEX	LAN2615120 (METAL)	LAN312410 3" CAP TO CAP 1.25" DIA. CAP	LAN9727600
LANDX550	AW35	LAN380908 1 3/8" 21 SPLINE	LAN368184 1 1/4" HEX	LAN2615120 (METAL)	LAN312410 3" CAP TO CAP 1.25" DIA. CAP	LAN9727600
LAND575	AW35	LAN380908 1 3/8" 21 SPLINE	LAN399515 1 1/8" HEX	LAN2615120 (METAL)	LAN312410 3" CAP TO CAP 1.25" DIA. CAP	LAN9727880
LAND650	AW35	LAN380908 1 3/8" 21 SPLINE	NO REPLACEMENT PURCHASE NEW COMPLETE LAND650	LAN2615120 (METAL)	LAN312410 3" CAP TO CAP 1.25" DIA. CAP	LAN9727690
LAND60X	2500	LAN362430 1 3/8" 21 SPLINE	LAN366798 1 1/2" HEX	LAN364915 (METAL)	LAN312209 3.5" CAP TO CAP 1.25" DIA. CAP	NOT AVAILABLE
LAND300	2400	LAN390985 1 1/8" HEX	LAN399515 1 1/8" HEX	LAN390404 (PLASTIC) LAN381908 (METAL)	LAN312410 3" CAP TO CAP 1.25" DIA. CAP	LAN394634
LAND500	AW35	NO YOKE AT- TACHED	LAN399515 1 1/8" HEX	LAN2615120 (METAL)	LAN312410 3" CAP TO CAP 1.25" DIA. CAP	LAN9727600

DRIVESHAFTS/ADAPTERS

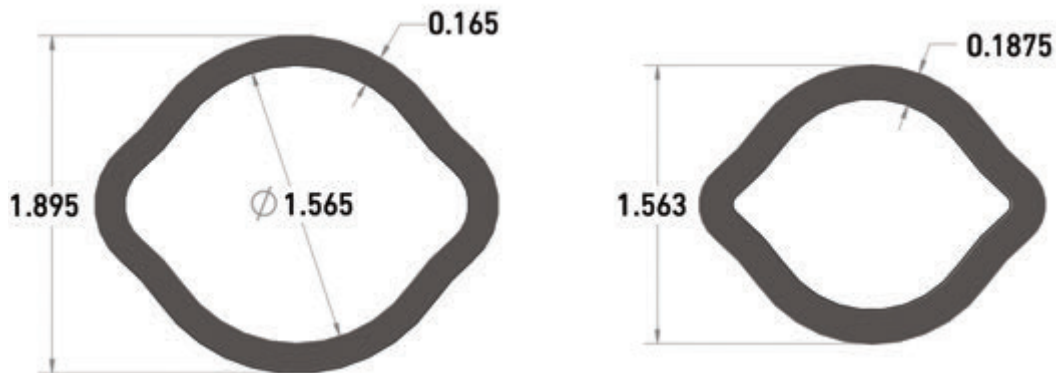
For expanded version of driveshaft and adapter profile chart visit our website at www.lankota.com/drive-shafts-and-adapters.html

INNER SHAFT SHIELDING LANKOTA PART #	INNER SLIDE TUBE PROFILE	OUTER SLIDE TUBE PROFILE	MAX CROSS TO CROSS LENGTH	MAX GROOVE TO GROOVE LENGTH	MAX OVERALL LENGTH	MIN. SLIDE TUBE OVERLAP
LAN9627600	LEMON SHAPED 1.563" O.D.	LEMON SHAPED 1.895" O.D.	33"	40"	41 ½"	8 ¾"
LAN9627600	LEMON SHAPED 1.563" O.D.	LEMON SHAPED 1.895" O.D.	33"	40"	42 ½"	8 ¾"
LAN9627600	LEMON SHAPED 1.563" O.D.	LEMON SHAPED 1.895" O.D.	33"	40"	42 ½"	8 ¾"
NOT AVAILABLE	LEMON SHAPED 1.563" O.D.	LEMON SHAPED 1.895" O.D.	58 ¼"	65 ¼"	68 ¼"	18 ¼"
NOT AVAILABLE	LEMON SHAPED 1.563" O.D.	LEMON SHAPED 1.895" O.D.	36 ½"	46"	48 ½"	12 ¼"
NOT AVAILABLE	SIX POINTED STAR 2" ACROSS POINTS O.D.	SIX POINTED STAR 2.4" ACROSS POINTS O.D.	32"	40"	41 ⅞"	8 ⅛"
LAN394470	LEMON SHAPED 1.563" O.D.	LEMON SHAPED 1.895" O.D.	32 ⅞"	39 ¾"	42 ⅞"	8 ⅞"
LAN9627600	LEMON SHAPED 1.563" O.D.	LEMON SHAPED 1.895" O.D.	33"	40"	42 ½"	8 ¾"

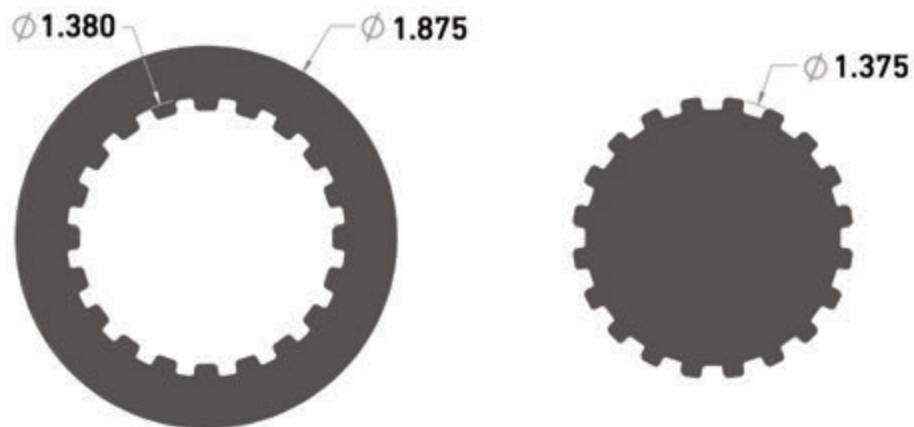
SQUARE SHAFT PROFILES



LEMON SHAFT PROFILES




SPLINE SHAFT PROFILES



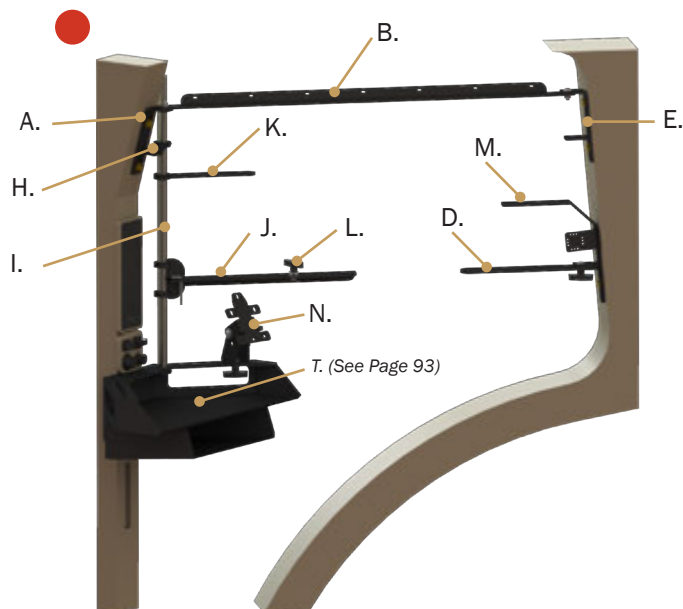
MONITOR BRACKETS/ AMS

MONITOR
BRACKETS/AMS

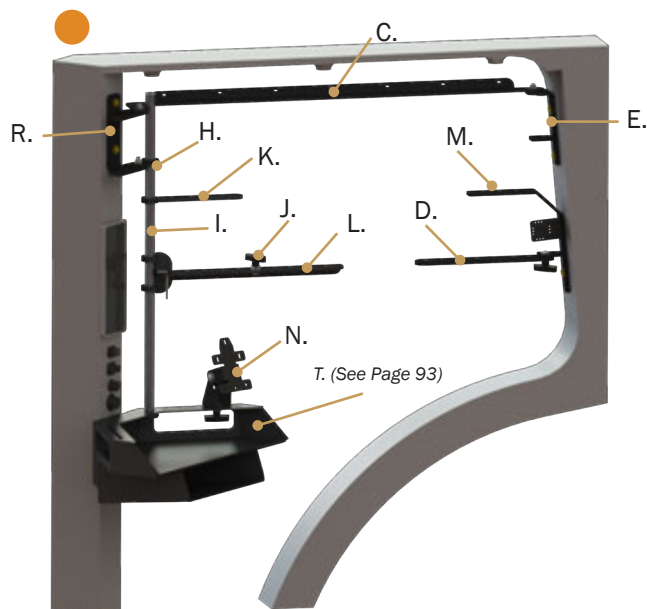


Lankota's Monitor Bracket systems are built to securely hold your monitors where you want them. They are designed to allow incredible customization. With cord storage in mind, this bracket system offers a variety of attachments to suit your exact cab needs. Lankota offers multiple bracket options for a variety of tractors and sprayers.

MONITOR BRACKET SYSTEM FOR JOHN DEERE® 2009-PRESENT 7R, 8R, & 9R SERIES TRACTORS AND R SERIES SPRAYERS (EXCEPT R4023)



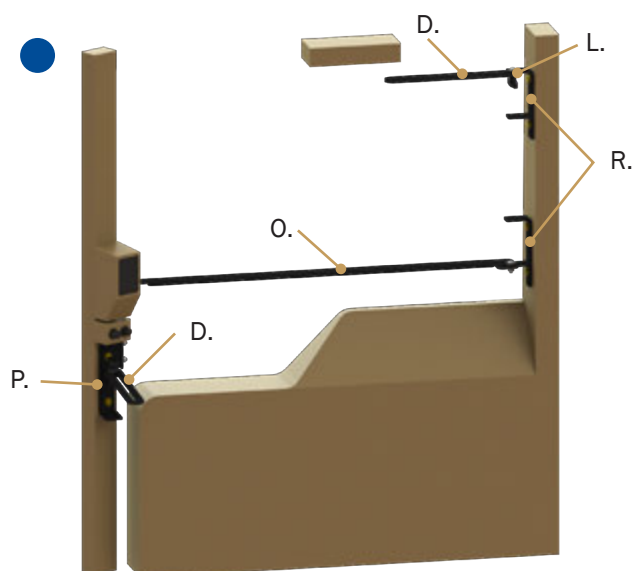
* Model year 2019 & older - 7xxxR & 8xxxR tractors and 2021 & older 9xxxR tractors and all R40xx sprayers



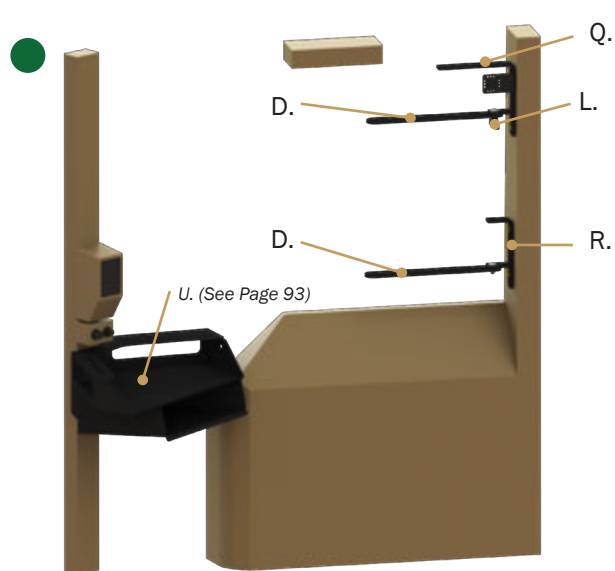
* Model year 2020 & newer - 7R & 8R tractors and 4xxR & 6xxR sprayers and 2022 & newer 9R tractors

MONITOR BRACKETS FOR JOHN DEERE® 9x00, 9x20, AND 9x30 SERIES TRACTORS

MONITOR BRACKETS FOR JOHN DEERE® 8x00, 8x10, 8x20, 8x30 SERIES AND 7720-7920, 7630-7930 TRACTORS AND 4x00, 4x10, 4x20, 4x30 SERIES (EXCEPT 4630) AND 4940 SPRAYERS



* 9x30 with Power Sync Transmission




* 9x30 with Power Shift Transmission

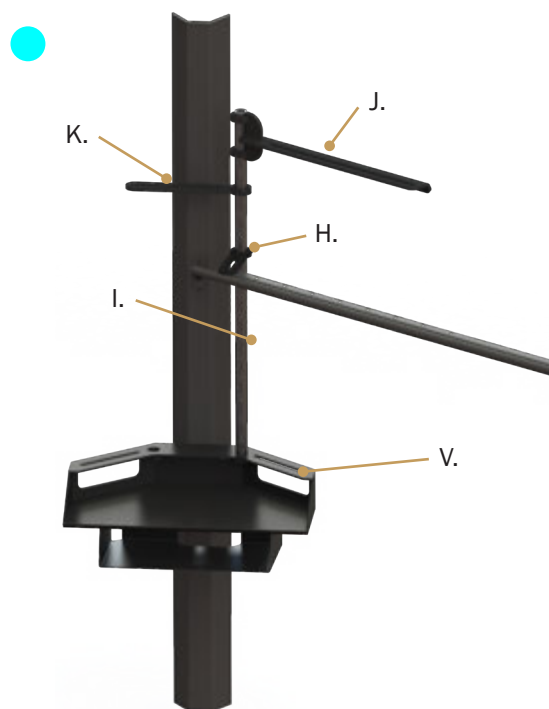
MONITOR BRACKET SYSTEM INDIVIDUAL PARTS

	A. LANMBJD003 ● Mounting bracket for the top of the front pillar in 2019 & older R Series JD® tractors		J. LANMBJD019 ● ● Modular tube mounting arm, 19" long
 *When mounting on the bottom order LANMBJD111	B. LANMBJD005 ● Cab top/bottom side mounting bar for JD® MY 2019 & older - 7xxxR & 8xxxR tractors and 2021 & older 9xxxR tractors and all R40xx sprayers	 Length = 8"	K. LANMBJD020 ● ● Modular tube mounting arm
	C. LANMBJD106 ● Cab top side mounting bar for JD® MY 2020 & newer - 7R & 8R tractors and 4xxR & 6xxR sprayers and 2022 & newer 9R tractors		L. LANMB001BH ● ● ● ● Wing knob bag of hardware needed to attach various Lankota cab monitor brackets
 Length = 14 1/4"	D. LANMBJD007 ● ● ● ● Includes 1 LANMB001BH Swiveling monitor mounting arm and hardware		M. LANMBJD102 ● ● CB & mic mount for JD® CommandView™ III Cabs
	E. LANMBJD014 ● ● Mounting bracket for the top rear pillar in JD®		N. LANMBJD101 ● ● ● ● Includes 1 LANMB001BH Display mount for JD® 2600, 2630, 4640 & "Brown Box" Monitors
	F. LANMBJD015 ● ● Mounting bracket for the rear pillar in JD®		O. LANMBJD213 ● ● Monitor rail for JD® 00, 10, 20, & 30 Series
	G. LANMBJD012 ● ● Mounting bracket for the bottom front pillar in JD®		P. LANMBJD212 ● ● Mounting bracket for the front pillar in JD®
 Length = 4 1/4"	H. LANMBJD017 ● ● Modular tube mounting collar		Q. LANMBJD203 ● ● CB & mic mount for JD® 00, 10, 20, & 30 Series
	I. LANMBJD018 Stainless steel modular tube, 30.5" long		R. LANMBJD211 ● ● ● Mounting bracket for the rear pillar (top or bottom) of JD® 00, 10, 20, & 30 Series

MONITOR BRACKETS FOR CIH MAGNUM® & NEW HOLLAND® T.8 TRACTORS



MONITOR BRACKETS FOR CHALLENGER® MT7xx, MT8xx & MT9xx TRACTORS



	<p>S. LANMBCNH ●</p> <p>Fits in CIH® Magnum Series and NH® T.8 Series tractors</p> <p><i>*Only works with upper OEM equipped right side monitor rod</i></p> <p>Floor-to-ceiling stainless steel pole to attach other mounts to</p> <p>Uses self-tapping and existing hardware</p> <p>Includes mounting plate for LANMB300 corner cubby</p>		<p>I. LANMBJD018 ●●●●</p> <p>Stainless steel modular tube, 30.5" long</p>
	<p>H. LANMBJD017 ●●●</p> <p>Modular tube mounting collar</p>		<p>J. LANMBJD019 ●●●</p> <p>Modular tube mounting arm, 19" long</p>
			<p>K. LANMBJD020 ●●●●</p> <p>Modular tube mounting arm, 8" long</p>

CORNER CUBBIES FOR JOHN DEERE®, CHALLENGER®, CASE®, & NEW HOLLAND®

Lankota Corner Cubbies add up to 4 square feet of usable storage area. They come with a washable vinyl mat; preventing papers, folders, or cell phones from sliding around while operating the machine. All cubbies are powder coated black.

T. LANMBJD100	<p>Corner storage shelf for JD® 2009-Present 7R, 8R, 8RT, 8RX, 9R, 9RT & 9RX Series tractors and R40xx Series sprayers (except R4023)</p> <p>LANMBJD104 is included in this kit for installation in a MY2020+ John Deere® 7R & 8R tractors, MY2022 and newer 9R tractors, or 4xxR & 6xxR sprayers</p>
---------------	--



U. LANMBJD200	<p>Corner storage shelf for JD® 8x00, 8x10, 8x20, 8x30 & 9x30 Series and 7720-7920, & 7630-7930 tractors</p>
---------------	--



V. LANMB300	<p>Corner storage shelf for Challenger® MT7xx, MT8xx, & MT9xx Series, JD® 6R Series, CIH Magnum®, and NH® T.8 Series tractors</p> <p>CIH® & NH® Tractors require LANMBCNH</p> <p>For 2020+ JD® tractors LANMBJD104 recommended but not required</p>
-------------	---



W. LANMB400	<p>Corner storage shelf for JD® 4x00, 4x10, 4x20, 4x30 Series (except 4630) and 4940 sprayers</p>
-------------	---



X. LANMB500	<p>Corner storage shelf for JD® 6M Series, 7220-7520, 7130-7530, 7600-7800 and 7610-7810 tractors</p>
-------------	---



STEP 1


HDX® SYSTEM INDIVIDUAL MOUNTS

	<p>LANBTBXA5001</p> <p>PwrUp Automatic Charging Phone Holder</p> <p>Automatically grips and charges your phone</p> <p>15-watt wireless ultra-fast charging</p> <p>Holds phones up to 3.4" in width</p> <p>Includes all hardware needed to mount to a large knuckle</p>		<p>LANBTBXA7012</p> <p>Fits JD® Gen 2 and Gen 3 monitors</p> <p>2 Hole Bracket</p> <p>120mm hole to hole</p> <p>Large ball diameter 29mm</p>
	<p>LANBTBXA2001</p> <p>TripGrip Phone Mount</p> <p>Easy one-button device release expands arms up to 3.5"</p> <p>Includes folding support legs for added support when needed</p> <p>Includes all hardware needed to mount to a large knuckle</p>		<p>LANBTBXA7502</p> <p>Universal Monitor Mount</p> <p>Fits JD® Gen 4 monitors</p> <p>75mm hole to hole (square)</p> <p>105mm hole to hole (diagonal)</p> <p>Large ball diameter 29mm</p>
	<p>LANBTBXA3002</p> <p>Universal Tablet Mount</p> <p>Heavy-duty, low vibration mount safely and securely holds most devices in portrait or landscape modes while allowing full access to all device buttons and controls</p> <p>Adjustable feet 17mm-23mm</p> <p>Includes all hardware needed to mount to a large knuckle</p>		<p>LANBTBXA7022</p> <p>Universal AMPS Mount</p> <p>30mm x 38mm rectangular hole pattern</p> <p>Large ball diameter 29mm</p>
			<p>LANBTBXA7002</p> <p>Small Diamond AMPS Mount</p> <p>48mm hole to hole</p> <p>Large ball diameter 29mm</p>







STEP 2

HDX® SYSTEM INDIVIDUAL BASES

	<p>LANBTBXC0102</p> <p>Window Suction Cup Mount</p> <p>Large 3.5" suction cup with an aluminum ball joint holds securely to windows</p> <p>Ultra Heavy Duty</p> <p>Large ball diameter 29mm</p>		<p>LANBTBXC0112</p> <p>Bar Mount</p> <p>Fits 7/8" - 1 1/4" tube</p> <p>Fits LANMBJD018 (stainless tube)</p> <p>Large ball diameter 29mm</p>
	<p>LANBTBXC0162</p> <p>Fits most JD® tractor cab mount holes</p> <p>M10 Stud</p> <p>5/8" with a nut</p> <p>Large ball diameter 29mm</p>		<p>LANBTBXC0152</p> <p>Fits most JD® combine cab mount holes</p> <p>M8 Stud</p> <p>5/8" with a nut</p> <p>Large ball diameter 29mm</p>

STEP 3

HDX® SYSTEM INDIVIDUAL EXTENSIONS

	<p>LANBTBXB1012</p> <p>Large Knuckle</p>		<p>LANBTBXB1102</p> <p>17mm (3") Dovetail (overall length)</p> <p><i>Requires 2 Large Knuckles</i></p>
	<p>LANBTBXB1092</p> <p>94mm (6") Dovetail (overall length)</p> <p><i>Requires 2 Large Knuckles</i></p>		<p>LANBTBXB1122</p> <p>138mm (9") Dovetail (overall length)</p> <p><i>Requires 2 Large Knuckles</i></p>

OPTIONAL HDX® SYSTEM ACCESSORIES

<p>LANBTBT28202</p>	<p>4 Port USB Charger</p> <p>Each USB port has a 2.4A output</p> <p>6-ft. extendable cable</p>
----------------------------	--



HDX® COMPLETE KITS



LANBTB11

Automatic Wireless Phone Charging Mount Kit
 Heavy Duty for Ag use
 15w Qi Certified wireless charging
 Works with thick phone cases
 Includes 6", 9" and 12" overall length extensions
 Charger & cable included
 M10 stud for bolt down mounting
 Made from die-cast and anodized aluminum



LANBTB22

Universal Phone Mount Kit
 Heavy Duty for Ag use
 One button device release
 ABS plastic arms expand to 3.5"
 Folding support legs
 M10 stud for bolt down mounting
 Includes 6", 9" and 12" overall length extensions
 Made from die-cast and anodized aluminum



LANBTB33

JD® Gen 2/3 Monitor Mount Kit
 Heavy Duty for Ag use
 2-hole 120mm spacing
 Low-vibration mount
 Fits John Deere Gen 2/3 monitors
 M10 stud for bolt down mounting
 Includes 6", 9" and 12" overall length extensions
 Holds up to 8 lbs.
 Made from die-cast and anodized aluminum

LANBTB44

JD® Gen 4 Monitor Mount Kit

Heavy Duty for Ag use
4-hole 75mm pattern
Fits John Deere® Gen 4 monitors
M10 stud for bolt down mounting
Holds up to 8lbs.
Includes 6", 9" and 12" overall length extensions
Made from die-cast and anodized aluminum



LANBTB55

Universal Tablet Mount Kit

Heavy Duty for Ag use
Spring-loaded low-vibration mount
Holds most tablets up to 11"
M10 stud for bolt down mounting
Includes 6", 9" and 12" overall length extensions
Made from die-cast and anodized aluminum



LANBTBXA5601

Automatic Charging Phone Mount Kit

For use in cars/trucks
15w Qi Certified wireless charging
Works with thick phone cases
Innovative sensor automatically closes arms when a Qi enabled device is detected
Fast charge capable
Includes dash/window and vent bases
QC 3.0 car charger and USB-C cable included



MONITOR BRACKET FOR JOHN DEERE® S SERIES COMBINES



LANMBJDS67

Fits in JD® S Series combines

Mounts under radio cover plate

Integrated display mount for JD® 2600, 2630, & 4640 monitors

Adjustable angle to set monitor where you want

JOHN DEERE® GPS GLOBE MOUNTING BRACKET



LANGPS91010

Fits in JD® 7xx0, 8xx0 & 9xx0 tractors and 47x0, 48x0 & 49x0 Series sprayers

Direct Replacement of Original JD® P/N PF91010

JD® GPS Globe Mount for globes equipped with DELUXE shroud

Mounting hardware included



LANGPS21434

JD® GPS adapter to mount a JD® DELUXE shroud on an Original mount base



LANGPS24540

Receiver mount mast for John Deere® 1770 & 1775 Series CCS front fold planters



LANGPS24600

Receiver mount mast for John Deere® DB & 1795 Series front fold planters



FEEDER HOUSE


FEEDER
HOUSE





CASE IH® FEEDER HOUSE FOR JOHN DEERE® HEADS

LANJD2CIH	<p>Allows most JD® heads to attach to CIH® combines (2588 & Earlier)</p> <p>Use the LAND300 driveshaft for this conversion</p> <p><i>For Header Height and Hydraflex® Control Kits, contact Lankota</i></p>
------------------	--



LANXB1340	<p>Use this adapter if head is already equipped with driveshafts</p> <p>1 1/8" Female Hex to 1 3/8" Male 21 Spline</p> <p>1 per kit</p>
------------------	---



NEED PRICING?

MSRP: 744.00 USD *

ALL LANKOTA PRODUCT PRICING IS AVAILABLE ON OUR WEBSITE

WWW.LANKOTA.COM

WANTED

TILT FRAME CORES



FEEDER
HOUSE

★ RECEIVE A \$425 CREDIT FOR YOUR OLD FRAME! ★


Must have a return authorization issued by Lankota.*

Lankota pays freight to return frame cores.

Prior to core return, Lankota will provide an inspection checklist to assure the core is eligible for credit. When they arrive at Lankota, all cores will be checked before credit is provided.

Lankota will buy useable cores outright.

***(Customer is responsible for freight to return any cores that do not meet the quality control check.)**



70 series Feeder House
Structure Update

Only JD® 9670 STS, 9770 STS and
9870 STS series frames accepted

To receive credit for the 70 series tilt frame, both
the inner and outer frame must be returned


★ See lankota.com to determine if your core is eligible for credit.

CONTOUR MASTER™ FEEDER HOUSE TILT FRAME UPDATE



After updating feeder house to new hook design, combine can pick up most old or new JD® headers.

FEEDER
HOUSE



LAN84212/213K


Feeder house tilt frame for STS & **narrow bodied Contour Master™** combines

Adapts all new “hook” style headers to 50 Series and earlier combines

NEW TOP CYLINDER PIN INCLUDED

Fits model numbers: 9400, 9410, 9450, 9500, 9510, 9550 Walker, & **all 50 Series STS Combines**

Will not work on 9550 Walker combines below serial #685936



LAN84212K

Feeder house tilt frame for **wide bodied Contour Master™** combines

Adapts all new “hook” style headers to 50 Series and earlier models

Fits model numbers: 9600, 9610, & 9650 Walker

70 SERIES FEEDER HOUSE STRUCTURE UPDATE



LANBXE10222

70 Series feeder house structure update


Original frame must be sent to Lankota for alteration

Lateral tilt frame and fore/aft frame

Includes necessary structure updates to connect 6xxFD headers to 70 Series combines

Fits JD® 9670, 9770, & 9870 STS Series combines

Does not fit JD® 9570 STS Series combines



See page 101 for Core Information


FEEDER HOUSE ADAPTERS FOR LEVEL LAND COMBINES

FEEDER
HOUSE

After updating feeder house to new hook design, combine can pick up most old or new JD® headers

LAN84214-N	<p>Adapts new style platform and corn heads to JD® 50 Series and earlier combines</p> <p>NON-CONTOUR MASTER NARROW BODIED COMBINES</p> <p>Fits model numbers: 9400, 9410, 9450, 9500, 9510, 9550, & all 50 Series STS Combines</p> <p>Top Center Filler Plate - LAN204516 - 48.9" long</p>
LAN84214-W	<p>Adapts new style platform and corn heads to JD® 50 Series and earlier combines</p> <p>NON-CONTOUR MASTER WIDE BODIED COMBINES</p> <p>Fits model numbers: 9600, 9610, & 9650 Walker Combines</p> <p>Top Center Filler Plate - LAN204552 - 59.75" long</p>


** Bolt on hooks cannot be used on Contour Master™ combines*



LAN10107	<p>Heavy duty, feeder house lift cylinders kit for JD® 60 and 70 Series combines</p> <p>Provides more lifting power than the OEM cylinders.</p> <p>Cylinder Bore I.D. 3 ½"</p> <p>Cylinder Ram O.D. 2 ¼"</p> <p>Replacement Seal Kit: LAN-1010-SK</p>
----------	---

Factory John Deere® Cylinders Used For
60 & 70 Series **STS** Combines

JD® Part #	JD® Bore Size (mm)	JD® Bore Size (in)
AH166920 (AH234608)	63 mm	2.48"
AH166921 (AH234608)	70 mm	2.76"
AH227406	80 mm	3.15"



TOOLBOXES



TOOLBOXES



LARGE VOLUME TOOLBOX FOR CASE® & NEW HOLLAND® TRACTORS



LANTB21429
(Toolbox & Mount)

Fits CIH® Quadtrac/Rowtrac or Wheeled 350, 370, 400, 420, 450, 470, 500, 540, 550, 580, 600, 620

Fits NH® SmartTrax II or Wheeled T9.600, T9.615, T9.645, T9.670, T9.700

Made of heavy duty steel with gas shock assisted, hinged lid, padlock-able clamping latch with edge seal

Outside measures 40" Long x 20" Wide x 16" Tall with 750 lbs capacity

The toolbox comes with two movable dividers and one movable tool tray

Purchase **LANTB200BLK** for toolbox without mounting kit

LARGE VOLUME TOOLBOX KIT FOR JOHN DEERE® 4WD TRACTORS



LANTBJD19293
(Toolbox & Mount)

Fits JD® 9x30, 9xxxR & 9xxxRX 4WD tractors WITHOUT front weights or other front attachments

For JD® 9x20 Series 4WD tractors, a **LANTBJD230A** is also required for installation

Made of heavy duty steel with gas shock assisted, hinged lid, padlock-able clamping latch with edge seal

Outside measures 40" Long x 20" Wide x 16" Tall with 750 lbs capacity

The toolbox comes with two movable dividers and one movable tool tray

Works with MOST tractor tow cable kits


Kit includes a small mount to reinstall JD®'s original "mini" black toolbox if desired

Purchase **LANTBJD200** for toolbox without mounting kit



REMOVABLE DIVIDER & TRAY FOR LARGE VOLUME TOOLBOXES

LANTBJD227	Green removable divider for LANTBJD200
LANTBJD227BLK	Black removable divider for LANTB200BLK
LANTBJD229	Green removable tray for LANTBJD200
LANTBJD229BLK	Black removable tray for LANTB200BLK



TOOLBOXES

FRONT WEIGHT MOUNTED TOOLBOX FOR CASE IH® & NEW HOLLAND® TRACTORS

LANTB21459	<p>Mounts to the front suitcase weights with the existing weight retraining bolts</p> <p>Made of heavy-duty 12 gauge steel, the toolbox measures 28" wide, 12" deep, and 8" tall</p> <p>Features removable dividers to keep your tools organized</p> <p>The hinged lid and lockable latch keep your items secure</p> <p>Top edge seal helps keep out dust & dirt</p> <p>Compatible with tractors equipped with the Lankota line of Stalk Rollers</p> <p><i>May cause front camera obstruction on 2020 & newer CIH® Magnum tractors</i></p> <p><i>The tractor must have a minimum of 6 suitcase weights on the weight bracket to properly mount toolbox</i></p>
------------	--



FRONT WEIGHT MOUNTED TOOLBOX FOR JOHN DEERE® TRACTORS



LANTBJD100

Mounts to the front suitcase weights with the existing weight retraining bolts

Made of heavy-duty 12 gauge steel, the toolbox measures 28" wide, 12" deep, and 8" tall

Features removable dividers to keep your tools organized

The hinged lid and lockable latch keep your items secure

Top edge seal helps keep out dust & dirt

Compatible with tractors equipped with the Lankota line of Stalk Rollers

The tractor must have a minimum of 7 suitcase weights on the weight bracket to properly mount toolbox

MULTI-USE TOOLBOX (BLACK)



LANTB21461BLK

The multi-use toolbox can mount to any flat surface with a minimum dimension of 22" wide x 6" deep, with access to the bottom side for bolting

Examples:

NH® - Discbine 316

CIH® - DC163

Made of heavy-duty 12 gauge steel, the toolbox measures 28" wide, 12" deep, and 8" tall

Features removable dividers to keep your tools organized

The hinged lid and lockable latch keep your items secure

Top edge seal helps keep out dust & dirt

UNIVERSAL TOOLBOX & MOUNT KIT (BLACK)

LANTB21372BLK

The universal brackets will fit most anywhere with a square or rectangle tube

Tube must be a minimum of 3" tall x 3" deep, which can be enclosed or open channel

Made of heavy-duty 12 gauge steel, the toolbox measures 28" wide, 12" deep, and 8" tall

Features removable dividers to keep your tools organized

The hinged lid and lockable latch keep your items secure

Top edge seal helps keep out dust & dirt



UNIVERSAL TOOLBOX & MOUNT KIT (GREEN)

LANTB21372

The universal brackets will fit most anywhere with a square or rectangle tube

Tube must be a minimum of 3" tall x 3" deep, which can be enclosed or open channel

Made of heavy-duty 12 gauge steel, the toolbox measures 28" wide, 12" deep, and 8" tall

Features removable dividers to keep your tools organized

The hinged lid and lockable latch keep your items secure

Top edge seal helps keep out dust & dirt





TOOLBOX KIT FOR DRAGO GT HEADERS



LANTB44958

Toolbox and Mount Kit for Drago GT Headers

This kit utilizes the LANTBJD100 tool box

Made of heavy-duty 12 gauge steel, the toolbox measures 28" wide, 12" deep, and 8" tall

The hinged lid and lockable latch keep your items secure

Top edge seal helps keep out dust & dirt

TOOLBOX FOR FRONT 3-POINT STALK ROLLERS



LANTB24574

Mounts to the GREEN 3-point Lankota stalk roller kits.

This kit utilizes the LANTBJD100 tool box and mounts to the front side of the 3-point mount, above the center frame of the stalk roller kit for easy access when standing in front of the tractor

Made of heavy-duty 12 gauge steel, the toolbox measures 28" wide, 12" deep, and 8" tall

The hinged lid and lockable latch keep your items secure

Top edge seal helps keep out dust & dirt

Can not be used at the same time with weight kit LANSR091WJD



LANTB24574BLK

Mounts to the BLACK 3-point Lankota stalk roller kits.

This kit utilizes the LANTBJD100 tool box and mounts to the front side of the 3-point mount, above the center frame of the stalk roller kit for easy access when standing in front of the tractor

Made of heavy-duty 12 gauge steel, the toolbox measures 28" wide, 12" deep, and 8" tall

The hinged lid and lockable latch keep your items secure

Top edge seal helps keep out dust & dirt

Can not be used at the same time with weight kit LANSR091WCIH

** For Front 3-point Stalk Roller Kits see page 35*

TOOLBOX & BRACKET KIT FOR CASE®, NEW HOLLAND®, & MASSEY FERGUSON® SELF-PROPELLED WINDROWERS



LANTB21410BLK

Fits CIH® WD1203, WD1903, WD2303, WD1504, WD2104 & WD2504

Fits NH® 130, 160, 200, 220, 240 & 260

DOES NOT fit NH® 260+

Massey Ferguson® WR9950, WR9960, WR9970 & WR9980

Made of heavy-duty 12 gauge steel, the toolbox measures 45" long by 12.25" wide by 4.5" tall and holds up to 500 total pounds

The hinged lid and lockable latch keep your items secure

Top edge seal helps keep out dust & dirt

Sectional dividers keep parts/tools organized

TOOLBOX & BRACKET KIT FOR JOHN DEERE® SELF-PROPELLED WINDROWERS



LANTB21410

Fits JD® W235 & W260 self-propelled windrowers

Made of heavy-duty 12 gauge steel, the toolbox measures 45" long by 12.25" wide by 4.5" tall and holds up to 500 total pounds

The hinged lid and lockable latch keep your items secure

Top edge seal helps keep out dust & dirt

Sectional dividers keep parts/tools organized

TOOLBOX FOR JOHN DEERE® STS/S SERIES COMBINES

LANTB18207

Fits JD® STS/S Series combines

Made of heavy-duty 12 gauge steel, the toolbox measures 45" long by 12.25" wide by 4.5" tall and holds up to 500 total pounds

The hinged lid and lockable latch keep your items secure

Top edge seal helps keep out dust & dirt

Sectional dividers keep parts/tools organized

Replaces the left-hand standing platform between the front & rear axle

*Does **NOT** work with the Lankota mud scraper kit installed on the combine*

*Does **NOT** work on some tracked combines*



TOOLBOXES

WING MOUNTED TOOLBOX JOHN DEERE® CORN PLANTER

LANTB21446

Universal large volume toolbox & mount kit

Fits any implement with square or rectangular tubing measuring 4", 5", or 6" by 4", 5", or 6".

Primarily designed for John Deere® air seeders.

Made of heavy duty steel with gas shock assisted, hinged lid, padlock-able clamping latch with edge seal

Outside measures 40" Long x 20" Wide x 16" Tall with 750 lbs capacity

It comes with two movable dividers and one movable tool tray

Additional dividers order **LANTBJD227**
Additional trays order **LANTBJD229**



COMBINE ACCESSORIES



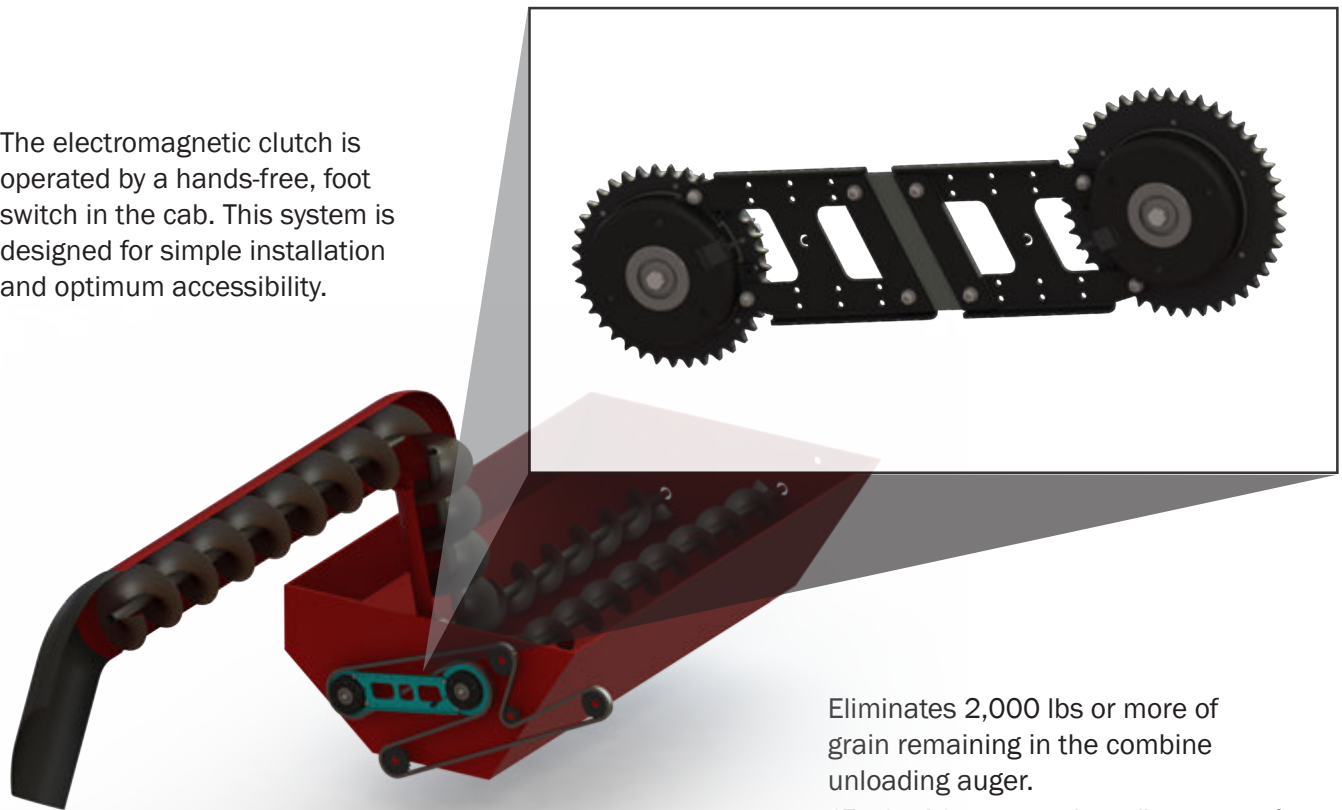
COMBINE
ACCESSORIES



GRAIN TANK CROSS AUGER CLUTCH SHUT-OFF SYSTEM FOR CASE IH®

MODELS OF CASE IH® THE CLUTCH SYSTEM FITS	
LANUDCIH1000K	CIH® 10, 20, 6130/7130, & 6140/7140 Series combines
LANUDCIH2000K	CIH® 6088 & 7088 combines

The electromagnetic clutch is operated by a hands-free, foot switch in the cab. This system is designed for simple installation and optimum accessibility.



Eliminates 2,000 lbs or more of grain remaining in the combine unloading auger.

**Total weight may vary depending on type of grain, moisture, and size of auger.*

This system allows the operator to disengage the cross augers so the main unloading auger can be emptied.

COMBINE AUGER FLAG POLE FOR CASE IH®

Let everyone see your favorite flag flying high from the end of your combine unloading auger. Lankota's flag pole mount kit comes with a five foot pole so your neighbors are sure to be jealous from miles away. Rotating mounting rings will keep your flag tangle free and flying season after season.

LANFLAG140B	Fits CIH® X088, 10, 20, 30, 40, & 50 Series combines with 14" OD unloading auger. Fits NH® combine unloading augers with a 14" OD. <i>Does Not fit 16" OD unloading augers</i>
LANFLAG128B	Fits CIH® 1440-2388 combine unloading augers with a 12.75" OD. Fits NH® combine unloading augers with a 12.75" OD.




NOTE: FLAG NOT INCLUDED



UNLOADING AUGER EXTENSIONS FOR CASE IH®

LANAUGCIH1400 COMBINE MODELS AND SERIAL # SPLITS		
	CREATES A 34" EXTENSION	CREATES A 18" EXTENSION
MODEL	SERIAL #'s	SERIAL #'s
5088 6088 7088	UP TO Y9G002055	Y9G002055 AND UP
8010	UP TO YEAR 2006	NOT AVAILABLE
7120 8120 9120	UP TO Y9G206759	Y9G206759 AND UP
30, 40, & 50 SERIES	NOT AVAILABLE	ALL



**This kit may require the purchase of a new Case IH® spout, factory part number 84219375.*

**ONLY works with 14" diameter augers*

**Does NOT work on combines with adjustable unloading auger spout*

LANAUGCIHK	3 foot Unloading Auger Extension kit for CIH® 1440 to 2588 combines
------------	---



COMBINE
ACCESSORIES

COMBINE FOOTREST FOR CASE IH® & NEW HOLLAND®



LANFRCIH190

This durable footrest will help diminish the leg fatigue and cramping associated with long hours sitting in machinery

Installs in minutes using the existing bolts for the steering column

Fits CIH® Models: All 7120, 8120, 9120, 7010 & 8010 and 7230, 8230, & 9230 (Non-Common Cab versions)

Fits NH® models CR90xx (except CR9090)

**For JD® Combine Footrest see page 126*

FEEDER HOUSE BRUSH KIT FOR CASE IH® COMBINES

Reduce header loss and put more grain in the tank with Lankota's Feeder House Brush Kits. These Brush Kits help keep more corn in your grain tank and less on the ground. Mounted above the feeder house drum, these easily installed brush systems are designed to help prevent shelled corn from being thrown over the top of the feeder house drum out into the corn head or onto the ground.

For use with Corn Heads only. Removal recommended when harvesting crops other than corn.



LANBS21368

Feeder house brush kit for most late model CIH® combines

Fits CIH® combine models (x= 7, 8 & 9): x010, x120, x130, x230, x240, & x250

Does NOT fit on 5xx0 & 6xx0 combines

(7130 & 9230 check OEM deflector p/n)

Replaces OEM deflector # 87673524

LANBS22490

Fits CIH® x088, x130, x140, x150 (x = 5, 6, & 7) Series combines

(7130 & 9230 check OEM deflector p/n)

Replaces OEM deflector # 87658628

**For JD® Feeder House Brush Kit see page 125*



HITCH FOR CASE IH® & NEW HOLLAND® COMBINES

ORDER LANCIH1910	Telescoping and swiveling hitch for CIH® 7120, 8120, 9120, 7230, 8230, 9230, 7240, 7250, 8240, 8250, 9240, & 9250 Series combines and like model NH® combines
AND LANTH1451KBLK (Clevis Hitch)	<i>DOES NOT fit Case IH® x130, x140, or x150 (and like model NH®) series combines</i>
OR LAN10040K (Pintle Hitch)	Telescopes 20" for easy hook up Extends 5.5' behind the rear axle Mounts to the left side of the steering axle



* Shown in the Trailer Pull Position

COMBINE
ACCESSORIES



SOLID REAR HITCH FOR CASE IH® & NEW HOLLAND® COMBINES

ORDER LANTH1500	Heavy duty, 4 foot, solid hitch for CIH® 7120, 8120, 9120, 7230, 8230, 9230, 7240, 8240, 9240, 7250, 8250, 9250 Series combines and like model NH® combines
AND LANTH1451KBLK (Clevis Hitch)	<i>DOES NOT fit Case IH® x130, x140, or x150 (and like model NH®) series combines</i>
OR LAN10040K (Pintle Hitch)	Designed to specifically mount to the left side of the combine rear axle Attaches with five factory bolts utilizing pre-existing bolt holes in the axle



TOW CABLE KIT FOR CASE IH® & NEW HOLLAND® COMBINES



LANTC19264

Fits Case IH® x088, x010, x120, x130 & x230 series combines and like model New Holland® combines.

See website or call Lankota for more information

Shear bolt protected to prevent axle damage

Load matched clevises to distribute weight across two tow points



LANTC24614

Fits Case IH® x140, x150, x240 & x250 series combines and like model New Holland® combines.

See website or call Lankota for more information

Shear bolt protected to prevent axle damage

Load matched clevises to distribute weight across two tow points

**For JD® Combine Tow Cable Kit see page 124*

MUD SCRAPERS FOR CASE IH® & NEW HOLLAND® COMBINES



LANMS18240

Fits CIH® Models: 7010, 7120, 7230, 7240, 7250, 8010, 8120, 8230, 8240, 8250, 9120, 9230, 9240 and 9250 (Does NOT fit x130 combines)

Fits NH® Models: CR920, CR940, CR960, CR970, CR9040, CR9060, CR9065, CR9070 and CR9080

Mud scraper for CIH® & NH® combines keeps your combine's front duals clean in muddy field conditions

Quick & easy bolt on installation

Fully adjustable to fit any tire size and spacing configuration

DOES NOT fit Case IH® x130, x140, or x150 (and like model NH®)

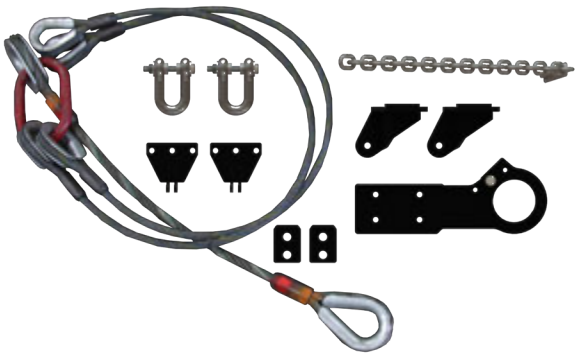
**See website for more photos*

**For JD® Mud Scraper see page 126*

TOW CABLE KIT FOR CLAAS® COMBINES



<p>LANTC24601</p>	<p>Fits Claas Lexion combines</p> <p><i>See website or call Lankota for more information</i></p> <p>Shear bolt protected to prevent axle damage</p> <p>Load matched clevises to distribute weight across two tow points</p>
-------------------	---



HITCHES FOR CLAAS® COMBINES



COMBINE
ACCESSORIES

<p>ORDER</p> <p>LANTH24599</p> <p>AND</p> <p>LANTH1451KBLK (Clevis Hitch)</p> <p>OR</p> <p>LAN10040K (Pintle Hitch)</p>	<p>Heavy duty, solid hitch for tracked, wheeled, 4WD Claas Lexion combines</p> <p>Designed to specifically mount to the left side of the combine rear axle</p> <p>Attaches with five factory bolts utilizing pre-existing bolt holes in the axle</p>
---	--





CASE IH® COMBINE UNLOADING AUGER TIPPY SPOUT

LANTS24592	Unloading auger tippy spout kit for combines with 14" unloading augers
	Custom molded inner & outer poly boots
	Preprogrammed controller allows for fully automatic function when necessary
	Foot pedal in cab allows operator to override automatic function
	Outer spout trough to reduce grain dribbling

Combine auger must push grain out the **END** of the auger, not drop it out the bottom.
If the combine **DOES NOT** already have a Lankota or Stewart Steel **EXTENDER** unloading auger extension, the **LANTS24612** adapter kit may be necessary for Tippy Spout use.



CASE IH® COMBINE UNLOADING AUGER ADAPTER KIT



LANTS24612	Unloading auger adapter kit for LANTS24592 tippy spout
	Used to close the hole on the bottom of the end of the unloading auger on Case® and New Holland® combines with a 14" diameter auger.
	Creates an 18"-34" extension depending on combine model year.
	<i>See chart on page 115</i>

JD® COMBINE UNLOADING AUGER TIPPY SPOUT

LANTS22478

- Fits JD combines with 17" (HUR) augers
- Custom molded inner & outer poly boots
- Preprogrammed controller allows for fully automatic function when necessary
- Foot pedal in cab allows operator to override automatic function
- Outer spout trough to reduce grain dribbling



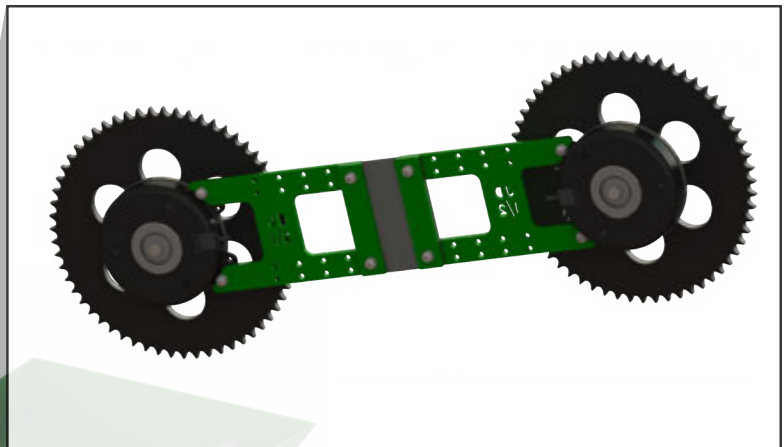
COMBINE
ACCESSORIES



GRAIN TANK CROSS AUGER CLUTCH SHUT-OFF SYSTEM FOR JOHN DEERE®

MODELS OF JOHN DEERE® THE CLUTCH SYSTEM FITS:	
LANUDJD1000K	JD® 60-S770 combines, HUR
LANUDJD2000K	JD® SX80 & SX90 combines
LANUDJD3000K	JD® 60-S770 combines, NON-HUR; 50 STS combines
LANUDJD4000K	JD® 00, 10, & 50 Series Walkers combines

The electromagnetic clutch is operated by a hands-free, foot switch in the cab. This system is designed for simple installation and optimum accessibility.



Eliminates 2,000 lbs or more of grain remaining in the combine unloading auger.

**Total weight may vary depending on type of grain, moisture, and size of auger.*

This system allows the operator to disengage the cross augers so the main unloading auger can be emptied.

GUIDELINE FOR DETERMINING MACHINE'S AUGER SIZE

(HUR stands for High Unload Rate)

NON-HUR augers are 13.5" in diameter, or approximately 43" in circumference.

HUR augers are 17.0" in diameter, or approximately 54" in circumference.

LANAUGHURK


Unloading auger extension kit for JD® 60, 70, & S Series combines with 17" high unloading rate auger (HUR)

Extends the length of factory unloading auger by 4 feet

DO NOT use with the factory 28.5' auger

Do not use on folding augers

Not for use on X9 combines




LANAUG1135K

Unloading auger extension kit for JD® 60, 70, & S Series combines with 13.5" standard auger (Non-HUR)

Extends the length of factory unloading auger by 3.5 feet

DO NOT use with export version horizontal unloading auger housings (JD® PN: ST363451)

Do not use on folding augers



LANAUG702K

Unloading auger extension kit for JD® 9400 to 9750 combines


Also fits any CTS combine

Extends the length of factory unloading auger by 3 feet



GRAIN SAVER DOORS FOR JOHN DEERE®

Unloading auger spring-loaded Grain Saver door that restricts any dribbling of crop.
Replace the factory unloading auger "Dribble" door.



LANAUGHURGS	For JD® 60, 70, and S Series combines with 17" high unloading rate auger (HUR) Included in LANAUGHURK extension kit
LANAUG1135GS	For JD® 60, 70 and S Series combines with 13.5" standard auger (Non-HUR) Included in LANAUG1135K extension kit

COMBINE AUGER FLAG POLE FOR JOHN DEERE®

Let everyone see your favorite flag flying high from the end of your combine unloading auger. Lankota's flag pole mount kit comes with a five foot pole so your neighbors are sure to be jealous from miles away. Rotating mounting rings will keep your flag tangle free and flying season after season.



NOTE: FLAG NOT INCLUDED

LANFLAG135G (13.5" NON-HUR)	Fits all JD® 6620-9750 combine unloading augers. Fits NON-High Unload Rate JD® 60, 70, and S Series combine unloading augers with a 13.5" OD
LANFLAG170G (17" HUR)	Fits High Unload Rate (HUR) JD® 60, 70, X9, & S Series combine unloading augers with a 17" OD

TOW CABLE KIT FOR JOHN DEERE® COMBINES

Lankota's combine tow cable kits give you peace of mind when towing your John Deere® combine. The load-matched clevises and cable distribute the weight evenly across two front axle tow points. The shear bolt protected system is engineered to reduce the possibility of damage to the frame. The 32,000 pound TOTAL working load limit ALWAYS tows from the large shackle, in the center of the provided sling, connected to two tow points on the combine being towed.



LANTC18216	For all JD® STS/S Series combines
LANTC22484	Fits JD® X9 Series combines

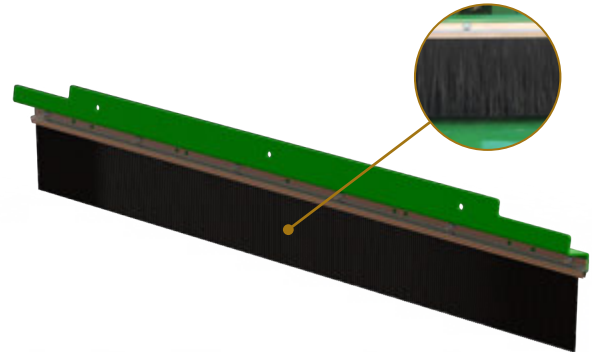
**For CNH® Combine Tow Cable Kit see page 118*

FEEDER HOUSE BRUSH KIT

Reduce header loss and put more grain in the tank with Lankota's Feeder House Brush Kits. These Brush Kits help keep more corn in your grain tank and less on the ground. Mounted above the feeder house drum, these easily installed brush systems are designed to help prevent shelled corn from being thrown over the top of the feeder house drum out into the corn head or onto the ground.

For use with Corn Heads only. Removal recommended when harvesting crops other than corn.

LANBSJDX9	Fits JD® X9 Series combines
LANBSJDC7	Fits JD® 70 & S Series combines This kit also works for late model 60 series combines with serial number above 720301
LANBS23503	Fits JD® 60 Series, narrow body, level land combines below serial number 720300 <i>*For 00, 10, & 50 Series Combines: Order LAN84214-N also</i>
LANBS23504	Fits JD® 00, 10, 50, & 60 Series Narrow Body Contour Master combines below serial number 720300
LANBS23505	Fits JD® 00, 10, 50 & 60 Series wide body level land combines
LANBS23506	Fits JD® 00, 10, 50 & 60 Series wide body Contour-Master™ combines



COMBINE
ACCESSORIES

**For CIH® Feeder House Brush Kit see page 116*

STATIC ELECTRICITY DISSIPATER FOR JOHN DEERE®



LANED21379

Fits JD® 60, 70 & S Series combines

Greatly reduces the static electricity created on combines by grounding the combine through no-till and tilled residue directly into the dirt

The rotating straight blade eliminates static, which minimizes sparks that start fires and electrical charges that can affect on-board electronic systems

Quick-adjust two-position mounting bracket allows for optimal ground penetration while operating the feeder house low for soybean and corn harvest, and also at higher positions when combining sunflowers, milo, etc.

**Not for use with Side Hill combines*

COMBINE FOOTREST FOR JOHN DEERE®



LANJDFR120


Fits JD® 00, 10, 50, 60, 70, & S Series

This durable footrest will help diminish the leg fatigue and cramping associated with long hours sitting in machinery

Installs in minutes using the existing bolts for the steering column

**For CIH® & NH® Combine Footrest see page 116*

MUD SCRAPER FOR JOHN DEERE® STS/S SERIES COMBINES



LANMSJDSTS
JD® STS/S Series

Combien mud scraper keeps your combine's front duals clean in muddy field conditions

Quick & easy bolt on installation

LANMS24524
JD® X9 Series

Fully adjustable to fit any tire size and spacing configuration

**See website for more photos*

**For Case IH® Mud Scraper see page 118*

SLUG REMOVAL TOOLS


LANFSR10

Tool assists in unplugging the feed accelerator on JD® STS/S Series combines

Kit includes 5-foot leverage bar that can be inserted in 8 different positions to assist operator

Modular design allows for easier use with Discharge Beater Slug Removal Tool (**LANDBH**) on JD® S Series combines

For storage mount order LANFSR21395



LANFSR24581

Tool assists in unplugging the feed accelerator on JD® X9 Series combines

Kit includes 5-foot leverage bar that can be inserted in 8 different positions to assist operator

For storage mount order LANFSR21395

LANFSR21395

Storage mount for the **LANFSR10** & **LANFSR24581** combine feed accelerator unplug tool



LANDBH

Discharge beater slug removal tool for most JD® STS/S Series combines

Mounts directly to drive pulley

Hardware included

*The **LANFSR10** Feed Accelerator Tool, shown above, is required to operate the **LANDBH** Discharge Beater Tool*



COMBINE
ACCESSORIES




Lankota Combine Trailer Hitches are designed for every situation, whether you need a simple solid hitch, a folding hitch when dropping windrows, or a telescoping version to make hooking up alone a possibility. Different hitch types (clevis or pintle) are available and easily changed to match your operation. All hitches are designed to mount to the left side of the combine's rear axle using existing bolt holes.

HITCH MOUNT HOLE PATTERN
Vertical 2 9/16"
Horizontal 12"



* Shown in the
Trailer Pull Position



* Shown in the
Storage Position



ORDER

LANTH910
(Main Hitch)

AND

LANTH1451K
(Clevis Hitch)

OR

LAN10040K
(Pintle Hitch)

Telescoping and folding hitch for JD® 70 & S Series combines

Features:

- Trailer Pull Position & Storage Position
- Extends 5.8' behind rear axle
- Telescopes 20" for easy hook up

Trailer wiring harness kit **LANCTW2800**

ORDER

LANTH620
(Main Hitch)

AND

LANTH1451K
(Clevis Hitch)

OR

LAN10040K
(Pintle Hitch)

Folding hitch for JD® 70 and S Series combines

Features:

- Trailer Pull Position & Storage Position
- **Extends 5.8' behind rear axle**
- High strength 4" x 4" x 3/8" square tubing

Trailer wiring harness kit **LANCTW2800**

ORDER

LANTH400
(Main Hitch)

AND

LANTH1451K
(Clevis Hitch)

OR

LAN10040K
(Pintle Hitch)

Solid Hitch for JD® 70 & S Series combines

Extends 6 feet behind the rear axle

Trailer wiring harness kit **LANCTW2800**



COMBINE HITCHES FOR JOHN DEERE®

ORDER	Telescoping & folding hitch for JD® 70 & S Series combines
LANTH24564S (Main Hitch)	Extends 8 feet behind the rear axle when towing
AND	
LANTH1451K (Clevis Hitch)	Mounts to the left side of axle using existing axle bolt holes
OR	Includes mounting hardware
LAN10040K (Pintle Hitch)	Trailer wiring harness kit LANCTW24582



* Shown in the Storage Position

ORDER	Telescoping & folding hitch for JD® X9 combines
LANTH21387 (Main Hitch)	Extends 8 feet behind the rear axle when towing
AND	
LANTH1451K (Clevis Hitch)	Mounts to the left side of axle using existing axle bolt holes
OR	Includes mounting hardware
LAN10040K (Pintle Hitch)	Trailer wiring harness kit LANCTW0235



* Shown in the Trailer Pull Position

LANCTW0235	Trailer wiring harness kit for JD® X9 combines Only compatible with LANTH21387 trailer hitches
LANCTW2800	Trailer wiring harness kit for JD® 70 & S Series combines Compatible with LANTH400 , LANTH620 , & LANTH910 trailer hitches
LANCTW24582	Trailer wiring harness kit for JD® 70 & S Series combines Compatible with LANTH245645 trailer hitches




Trailer wiring harnesses plug directly into the machine's existing wiring



7 way receptacle mounts to the left side of combine rear axle & utilizes removable extension cable alongside the hitch

TAILBOARD SPINNERS

Do not attach Lankota galvanized cover plates to **USED** tailboard spreaders.



LANTBWP-12

Set of 12 galvanized plates and attaching hardware for **JD® 70 & S series combine** wide spread tailboard spreader blades
Fits JD® part #H221045 & H221044
**Poly is not included

LANH22104X

Bottom Tailboard Spinner blade Kit for JD® combines
Set of 12 galvanized steel cover plates with poly mounted to wide spread tailboard spinner blades
Expect 3 to 4 times the life of just the poly spinner alone
Easily replace cover plates when worn

LANH214211-12

Top Tailboard Fin Kit for JD® combines
Set of 12 galvanized steel cover plates attached to poly fin
Greatly increases the life span of top fin
**Steel plates not sold separately*

LANTBHX12K

Complete assembly of tailboard spinner blades and top tailboard fins
Top fins and bottom blades with galvanized cover plates, fully assembled spinners
Kit includes one left and one right assembly

LANH21467

Set of 12 galvanized plates and attaching hardware for **JD® X9 combines**
Fits JD® part #HXE154661
**Poly is not included

LANTBWP-60

Set of 12 galvanized plates and attaching hardware for JD® wide spread tailboard blades
Fits JD® part #H214208 & #H214208
**Poly is not included

HIGH - WEAR REPLACEMENT PARTS

LAN165407-30


Serrated feed accelerator wear plate
for JD® STS/S Series combines

Discharge beater for 9870

Comes as set of 30 plates

25% harder and $\frac{1}{16}$ " thicker than OEM material

Replaces JD® Part #H165407




LANH201914-30

20° Bent serrated feed accelerator wear plate
for JD® STS/S Series combines

Comes as set of 30 plates

25% harder and $\frac{1}{16}$ " thicker than OEM material

Replaces JD® Part #H201914



COMBINE
ACCESSORIES

LAN223919-5

Discharge beater wear plate kit - comes as set of 5 plates


Fits JD® STS/S Series combines

Does NOT fit 9870

25% harder and $\frac{1}{16}$ " thicker than OEM material

Measures 53-5/8" x 2"

Replaces JD® Part #H165407



VERTICAL UNLOAD AUGER REMOVAL TOOL

LANVRT10

Vertical Unload Auger Removal Tool for JD® 00 to S Series combines

Aides in the removal of vertical unload augers, simplifying the process while significantly reducing the labor hours and man power typically required to remove the vertical auger & gear box

Fits cherry pickers with 60mm square tubing on the main picking arm



GRAIN TANK SIDE LED LIGHT UPDATE KIT FOR JOHN DEERE® COMBINES



LANLK017

Fits – JD® 00, 10, 50, 60, 70, & S Series
Plugs into existing wiring replacing light on both sides of the grain tank

Produces 3500 lumens, perfect for filling trucks and grain carts at night

Includes a stainless steel spacer plate to adapt light to OEM hole and updated clamp plates to secure in place

TRACTOR ACCESSORIES



TRACTOR
ACCESSORIES



DRAWBAR PIN CONVERSION KITS



LAN47477445	Drawbar Pin Conversion Kit for Power Pin™ Category 5 Drawbars <ul style="list-style-type: none"> • Converts to Category 4 for pulling smaller implements • Category 5 Pin Size: 2 ¾" (70mm) • Category 4 Pin Size: 2" (51mm) • Fits CIH®, NH®, and other tractors with Category 5 drop pin drawbar • Installs & removes quickly without any tools
LANCIHDPC139W	Upper Drawbar Adapter Bushing
LANR277873S	Lower Drawbar Adapter Bushing
LANCIHDPC113W	Pin Only



LANADCAT4/3	Drawbar Pin Conversion Kit for Power Pin™ Category 4 Drawbars <ul style="list-style-type: none"> • Converts to Category 3 for pulling smaller implements • Category 4 Pin Size: 2" (51mm) • Category 3 Pin Size: 1 ½" (39mm) • Fits tractors with Category 4 drop pin drawbar • Installs & removes quickly without any tools
LANJDCAT423-103	Upper Drawbar Adapter Bushing
LANJDCAT423-102	Lower Drawbar Adapter Bushing
LANJDCAT423-104	Pin Only



LANRE278847	Drawbar Pin Conversion Kit for Category 5 Drawbars <ul style="list-style-type: none"> • Converts to Category 4 for pulling smaller implements • Category 5 Pin Size: 2 ¾" (70mm) • Category 4 Pin Size: 2" (51mm) • Fits JD® tractors & others with Category 5 drawbar • Installs & removes quickly without any tools
LANR277873S	Bushing Only
LANRE277559S	Pin Only

DRAWBAR DISC

Part Number	Fits Draw Bar Pin Size	Outside Diameter	Thickness
LANPP03414	1 1/2"	4"	1/4"
LANPP04414	2"	4"	1/4"
LANPP03614	1 1/2"	6"	1/4"
LANPP04614	2"	6"	1/4"
LANPP05614	2 3/4"	6"	1/4"



**Drawbar discs are not subject to any warranty covered under Lankota*

** UHMW Polyethylene*

FOOTREST FOR JOHN DEERE® SPRAYERS & TRACTORS

LANFR230	This durable footrest kit will help diminish the leg fatigue and cramping associated with long hours sitting in machinery
	Fits JD® sprayers including 30, 40, & R40xx Series
	Fits JD® tractors including 7, 8, & 9 R Series
	Two-piece kit attaches through drilled holes in cab floor on each side of the steering console


Under cab access required for hardware installation







TRACTOR
ACCESSORIES

3-POINT HITCH HEAD MOVER

LANJDHMA	3-point hitch head mover
	Works with heads that mount to JD® and CIH® combines
	Works with Category II and III, three point hitches
	<i>*Recommended use with Top Link Cylinder (see page 140)</i>



TOW CABLE KITS FOR CASE IH® & NEW HOLLAND® 4WD & QUAD TRAC TRACTORS

LANCIHTC3744 (Most Common)	CIH® Quadtrac™ and Rowtrac™ (Exclude 9370 & 9380 Quadtrac™) CIH® Steiger® (After SN Z7F108001) For 280, 330 & 335 See Below <i>*For all CIH® STX Steiger® See Below</i>	Rectangle Hole Pattern Shown
	NH® T9.xxx Wheeled & Tracked NH® T90X0 (After SN Z7F204001) - For T9010 & T9020 See Below NH® TJxxx (Rectangle Hole Pattern) - For TJ235, TJ280, TJ325 & TJ330 See Below	
	FOR MODELS WITH DIAMOND HOLE PATTERN {T9020 (08/07 - 12/11), Steiger® 335 (08/07-12/11), etc.} - Order LANTC3777	See Below For Diamond Hole Pattern
LANCIHTC3755	CIH® - Steiger®, STX Steiger® (Before SN Z7F108001) with 6" x 4" rectangle tube drawbar (See Photo)	
	NH® - T90x0, TJxxx (Before SN Z7F204001) with 6" x 4" rectangle tube drawbar (See Photo)	
LANCIHTC3766	CIH® - Steiger®, STX Steiger® (Before SN Z7F108001) with Reynolds drawbar (See Photo)	
	NH® - T90x0, TJxxx (Before SN Z7F204001) with Reynolds drawbar (See Photo)	
LANCIHTC3777 (Very Rare)	CIH® Steiger® 335 (After SN Z7F108001)	
	NH® T9020 MY(08/07 - 12/11) (After SN Z7F204001)	
	* Tractors with diamond shaped mounting hole pattern (See Photo) directly in front of the drawbar.	




All kits include 1 ¼" cable, guides, and all mounting hardware for articulated tractors.

Cable length is 182" from eye center to eye center.



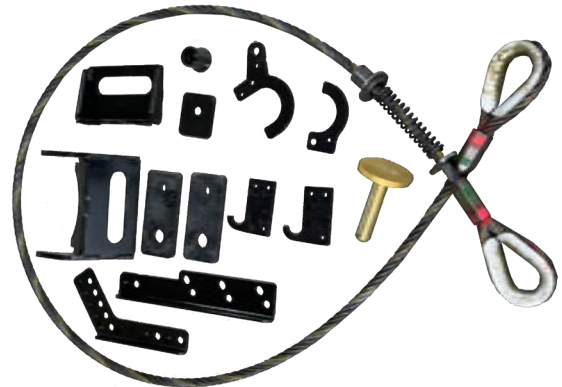
TOW CABLE KIT FOR CASE IH® MFWD TRACTORS

LANTC23512	<p>Fits 2009 & Newer CIH® Magnum 1xx, 2xx, & 3xx through 340 MFWD tractors with or without front weights</p> <p>Includes bushings for both Cat 3 & 4 drawbar pins</p> <p><i>For tractor models larger than 340, please call Lankota</i></p>
------------	---



TOW CABLE KIT FOR CHALLENGER® & FENDT® TRACTORS


LANCHALTC10XX	<p>Fits Challenger® & Fendt® 1038, 1042, 1046, and 1050 tractors with front weight</p> <p>The drawbar must be in the forward (shortest) position</p> <p><i>*Tractors without front weight block may require storage hook modification</i></p>
---------------	--




TRACTOR
ACCESSORIES

TOW CABLE KIT FOR FENDT® VARIO 900 GEN6 SERIES TRACTORS

LANTC21367	<p>For Fendt® Vario 900 Gen6 Series Tractors</p> <p>Includes a 1¼" cable that runs the full length from the rear drawbar to the front of the tractor, and all of the mounting hardware</p> <p>Can be used with any of the front block weight options</p> <p><i>*Tractors without front weight block may require storage hook modification</i></p> <p><i>*Tractors equipped with Active Front End may require front storage modifications</i></p>
------------	--



TRACTOR TOW CABLE KITS FOR JOHN DEERE®



LANTC17056

Tow Cable Kit for all JD® 8x30, 8x30T, 8xxxR, 8xxxRT, 8R xx0, 8RT xx0, & 8RX xx0 tractors



LANTC24598

Belly shield kit for use with LANTC17056 when installed on JD® 8RXxxx tractors with factory fender fertilizer tanks only



LANTC18241

Required when 8R or 8RT tractor does not have front weight bracket or has weight bracket but no weights installed

TRACTOR
ACCESSORIES

TRACTOR TOW CABLE KITS FOR JOHN DEERE®

LANBRE10118

Tow Cable Kit for any JD® 9RT track tractor *with front weights*
Replaces JD® #BRE10118



TRACTOR TOW CABLE KITS FOR JOHN DEERE®

JOHN DEERE® 9x00, 9x20, 9x30, 9R & 9RX SERIES 4WD TRACTORS	
LANRE269431	Tow cable kit for JD® 9x00 & 9x20 Series 4WD tractors with or without front weights
LANRE315780	Tow cable kit for JD® 9x30 Series tractors with or without front weights
LANRE311210	Tow cable kit for 2014 & older JD® 9R Series tractors <i>without front weights</i> Cable guide kit only: LANRE311210FGK
LANRE311210W	Tow cable kit for 2014 and older JD® 9R Series tractors <i>with front weights</i>
LANRE311410	Tow cable kit for 2015 and newer JD® 9R 4WD and all 9RX tractors with or without front weights Works with or without HydraCushion™ Suspension Replaces JD® # BRE10200 & BRE10201 Cable guide kit only: LANRE311410FGK



TRACTOR
ACCESSORIES

TRACTOR TOW HITCH FOR JOHN DEERE®

LANRH420T	Fits JD® 9020T Series tractors Mounts directly under front weights using existing frame holes Do not need to remove weights to install
LANRH430T	Fits JD® 9030T and 9RT Series tractors (2012-2014) Mounts directly under front weights using existing frame holes Do not need to remove weights to install



HYDRAULIC 3-POINT TOP LINK

<p>LAN340-12635</p>	<p>For use with Category 2 & 3</p> <p>STANDARD SPECIFICATIONS:</p> <ul style="list-style-type: none"> • 3.5" bore x 7" stroke cylinder • Heavy duty Category III (1.25 dia) swivel socket with grease zerk • (1) 3.63" lg x 1 1/4" dia extension bar - STD • (1) 6.75" lg x 1 1/4" dia extension bar - STD • (2) Category III to Category II reducer bushing kits • (2) 26" hydraulic hoses with ISO tips • Tractor Pin: 1" or 1 1/4" • Implement Pin: 1" or 1 1/4"
<p>LAN340-18557</p>	<p>For use with Category 3 & JD® with HD lift</p> <p>STANDARD SPECIFICATIONS:</p> <ul style="list-style-type: none"> • 3.5" bore x 7" stroke cylinder • Heavy duty Category III (1.25 dia) swivel socket with grease zerk • (1) 3.78" lg x 1.375" dia extension bar - STD • (1) 7.25" lg x 1 3/4" dia extension bar - STD • (2) Category III to Category II reducer bushing kits • (2) 26" hydraulic hoses with ISO tips and 90° O-ring fittings • Tractor Pin: 1 3/8" or 1 3/4" • Implement Pin: 1" or 1 1/4"
<p>FEATURES</p> <p>Load holding valves built in</p> <p>Hydraulically lock the cylinder in place with check and counter balance valve</p> <p>Designed to avoid drifting in or out, even in the event of hose failure</p>	

**For larger top links, please call Lankota.*



SPRAYER/APPLICATOR ACCESSORIES



SPRAYER/APPLICATOR
ACCESSORIES




MUD FLAPS FOR CASE IH® SPRAYERS

Protect your sprayer nozzles from the build-up of dirt and mud with the Lankota Mud Flaps. Stainless steel hardware secures the Mud Flap to your existing fender. The heavy-duty rubber can be cut to length for desired ground clearance. Enhance the look of your sprayer by customizing the stainless steel mounts with a name or logo.




LANMF5478	For self-propelled CIH® sprayers, fitting narrow fender part numbers 84485478 & 87665204
LANMF4468	For self-propelled CIH® sprayers, fitting wide fender part number 84484468



RECOVERY BRACKETS FOR JOHN DEERE® SPRAYERS

This shear bolt protected system is engineered to reduce the possibility of damage to the sprayer frame.
Load matched clevises & recovery sling distribute the weight evenly across recovery points.
Brackets are included to allow recovery capabilities from the front & back of sprayer

LANTC19294K	For all JD® 4930, 4940, 4xxR & (2019 & Older) R40xx Series self-propelled sprayers <i>Does not work for R4023</i>
LANTC19322K	For 2020+ JD® R4045, R4060, 612R & 616R self-propelled sprayers



QUESTIONS?

TRY OUR LIVE CHAT

Live Chat



AND SPEAK WITH ONE OF OUR KNOWLEDGEABLE STAFF
(AT THE BOTTOM RIGHT HAND SIDE OF THE PAGE)

SPRAYER/APPLICATOR
ACCESSORIES

SPRAYER MUD FLAPS FOR JOHN DEERE® SPRAYERS

Protect your sprayer nozzles from the build-up of dirt and mud with the Lankota Mud Flaps. Stainless steel hardware secures the Mud Flap to your existing fender. The heavy-duty rubber can be cut to length for desired ground clearance. Enhance the look of your sprayer by customizing the stainless steel mounts with a name or logo.



***FOR MUD FLAP
CUSTOMIZATION
CALL LANKOTA**


LANMF61862	For wide/flotation fenders on JD® 4xxR & 6xxR sprayers Fits JD® Fender P# KK61862
LANMF61850	For narrow fenders on JD® 6xxR sprayers Fits JD® Fender P# KK61850
LANMF67604	For narrow fenders on JD® 4xxR sprayer Fits JD® Fender P# 67604
LANMFN403219	For narrow/row-crop fenders on JD® R4030, R4038, & R4044 sprayers Fits JD® Fender P# N403219
LANMFKK15037	For wide/flotation fenders on JD® R4030, R4038, & R4044 sprayers Fits JD® Fender P# KK15037
LANMFN303372	For narrow fenders on JD® 4920, 4930, 4940, R4045 & R4060 sprayers Fits JD® Fender P# N303372 & KK19039
LANMFN320042	For wide/flotation fenders on JD® R4045 & R4060 sprayers and F4365 applicator Fits JD® Fender P# N320042
LANMFN306309	For wide/flotation fenders on JD® 4940, 4930, & 4920 sprayers Fits JD® Fender P# N306309
LANMFKK36656	For JD® 4720, 4630, 4730, 4830, & R4023 sprayers Fits JD® Fender P# KK36656 & N308703



SPRAYER WHEEL FENDER LIFT KITS FOR JOHN DEERE®

Wheel fender lift kit to elevate the narrow fenders off of wide, floater tires on JD® sprayers.
These kits include parts and stainless hardware for all four wheels.

LANMF19259	<p>Fits JD® 4920, 4930, 4940, R4030, R4038, R4044, R4045, & R4060 sprayers</p> <p>Raise the fenders 1 ¾" from the current height</p>
LANMF24542	<p>Fits JD® 6xxR Sprayers with narrow fenders (Part #: KK61850 or KK67604)</p> <p>Raise the fenders 1 ⅝" from the current height</p>



BEFORE INSTALL




AFTER INSTALL



SPRAYER/APPLICATOR
ACCESSORIES

NARROW MOUNT ADAPTER KIT TO USE WITH JD® WIDE FENDERS

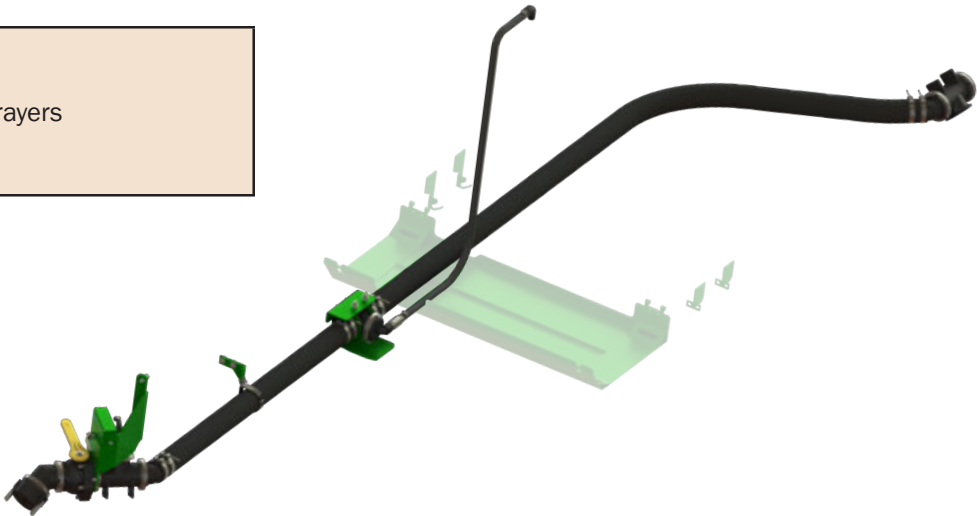
LANMF24544	<p>Fits JD® 6xxR Sprayers (requires "narrow" mounts and JD® wide fender kit BKK11244)</p> <p>Enables you to mount the JD® wide fenders (KK1682) onto the narrow fender mounts</p> <p>Includes parts and stainless hardware for all four wheels</p>
-------------------	--




The Lankota Front Fill Kit allows you to fill your John Deere® sprayer without the need to fold in the booms, allowing for more spray time with less fill time. Kits are equipped with a pump selector switch along with 3" plumbing, allowing all fill operations to be completed from the front of the sprayer (connecting to the existing side-fill plumbing). Connects into wiring to control load system and includes air clean-out for purging the system.

FRONT FILL KIT FOR 40 SERIES JOHN DEERE® SPRAYERS

LANFF1440	Fits JD® 4940 sprayers
-----------	------------------------

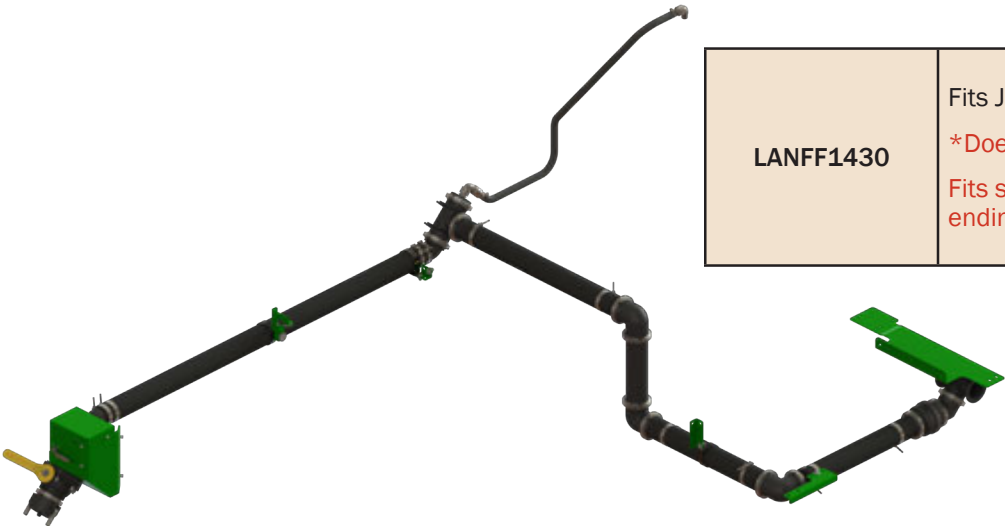


LANFF1440SK	Shield replacement kit for 4940 JD® sprayers Order this kit if sprayer currently has factory belly shields installed All hoses route above the OEM and replacement under-carriage shields
-------------	---



FRONT FILL KIT FOR 4730 & 4830 SERIES JOHN DEERE® SPRAYERS

LANFF1430	Fits JD® 4730 & 4830 sprayers *Does not fit 4930 Fits sprayers with serial numbers ending in 8001 and ABOVE
-----------	---



*See website for more pictures


FRONT AXLE SHIELD FOR JOHN DEERE® NUTRIENT APPLICATORS

LANAB21376	<p>Fits JD® F4365 & 800R nutrient applicators</p> <p>Stainless steel shield kit to protect front axle steering hoses</p> <p>No alterations of the applicator are required</p>
-------------------	---



WIDENED AREA CATWALK RAILING FOR JOHN DEERE® F4365 NUTRIENT APPLICATORS

LANAB21377	<p>Fits JD® F4365 & 800R nutrient applicators</p> <p>Considerably open up the landing area between the cab door and hopper by replacing the narrow factory hand railing with this updated design</p> <p>Allows easier access to hopper ladder and outside cab area</p> <p>Simply remove the factory railing and replace it with Lankota's more spacious design using factory hardware</p> <p>No drilling, welding, or cutting required</p>
-------------------	--



REAR ACCESS LADDERS FOR JOHN DEERE® NUTRIENT APPLICATORS



LANAB21399

Fits JD® F4365 & 800R nutrient applicators

Easily and safely access rear metering components on the JD® nutrient applicator with the help of Lankota's rear service step kit

The kit is easily installed in minutes without any welding or cutting

The Quick Flip design allows for storage up and out of the way

Secure with the twist of a knob, no hardware, pins or tools to misplace

FOOTREST FOR JOHN DEERE® SPRAYERS & TRACTORS



LANFR230

This durable footrest kit will help diminish the leg fatigue and cramping associated with long hours sitting in machinery

Fits JD® sprayers including 30, 40, & R40xx Series

Fits JD® tractors including 7, 8, & 9 R Series

Two-piece kit attaches through drilled holes in cab floor on each side of the steering console

Under cab access required for hardware installation

PLANTER/IMPLEMENT ACCESSORIES





WE DO NOT ACCEPT BULL PULL RETURNS

CATEGORY 5 PIN - 2 3/4" (70 MM)
 CATEGORY 4 PIN - 2" (51 MM)
 CATEGORY 3 PIN - 1.5" (39 MM)

STANDARD MOUNT

CATEGORY	LANKOTA PART #	A DRAW PIN SIZE	B BALL HOUSING DIAMETER	C RECEIVER WIDTH	D DRAW PIN TO HOLE MTG	E OVERALL LENGTH
2	LANBPF-CAT3	1 1/4"	5 1/2"	4"	7 1/2"	11"
3 & 4	LANBPF-CAT4	1 1/2" or 2"	5 1/2"	4"	7 1/4"	11"
3 & 4	LANBPF-CAT4Z	1 1/2" or 2"	6 3/8"	4"	7 1/2"	11 3/8"
3 & 4	LANBPF-CAT4ZCH	1 1/2" or 2"	6 3/8"	4 3/4"	7 1/2"	11 3/8"
3 & 4	LANBPF-CAT4B	1 1/2" or 2"	5 1/2"	6"	7"	11"
3 & 4	LANBPF-CAT4CH	1 1/2" or 2"	5 1/2"	5"	6 1/4"	11"
3 & 4	LANBPF-CAT4BW	1 1/2" or 2"	5 1/2"	4"	7 1/4"	11"
3 & 4	LANBPF-CAT4KU	1 1/2" or 2"	5 1/2"	4"	7"	11"
3 & 4	LANBPF-CAT4K	1 1/2" or 2"	5 1/2"	4"	7 1/4"	11"
3 & 4	LANBPF-CAT4S	1 1/2" or 2"	5 1/2"	4"	6"	11"
5	LANBPF-CAT45	2 3/4"	6 3/8"	4"	7 3/8"	11 3/8"
5	LANBPF-CAT5	2 3/4"	6 3/8"	4"	7 3/8"	11 3/8"
5	LANBP-CAT5B	2 3/4"	6 5/8"	6"	7 3/8"	12"
5	LANBPF-CAT5CH	2 3/4"	6 3/8"	4 3/4"	7"	11 1/8"

PLANTER/IMPLEMENT
ACCESSORIES

HORIZONTAL MOUNT

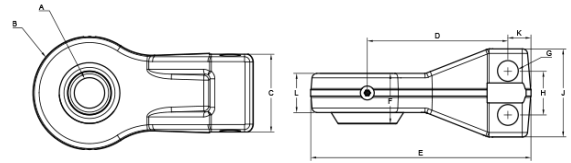
CATEGORY	LANKOTA PART #	A DRAW PIN SIZE	B BALL HOUSING DIAMETER	C DRAW PIN TO HOLD MTG	D BOLT HOLE SIZE	E HOUSING THICKNESS
3 & 4	LANBPF-CAT4JDF	1 1/2" or 2"	5 1/2"	6 1/4"	1" BOLT	2"
5	LANBP-CAT5JDF	2 1/2" or 2 3/4"	6 5/8"	6 3/8"	1" BOLT	2 3/8"

WE DO NOT ACCEPT BULL PULL RETURNS



STANDARD MOUNT

- Eliminates backlash for precise control
- Heavy-duty for heavy loads
- New hardened forged steel body, making it even stronger than austempered ductile iron
- Easy installation
- Increases the life of drawbars and drawpins
- Eliminates implement "slam", reducing shock loads on tractor and implement
- Available in categories 2, 3, 4, & 5
- Ability to change from category 3 to 4 in seconds



F HEIGHT (FOR DRAWBAR STRAP)	G BOLT HOLE SIZE	H BOLT HOLE DISTANCE	I # OF BOLT HOLES IN RECEIVER	J RECEIVER HEIGHT	K HOLE CENTER TO BACK RECEIVER	L BALL HOUSING THICKNESS	M WEIGHT
2 3/4"	1" BOLT	2 1/4"	2	4 1/2"	1 1/4"	2"	31#
2 3/4"	1" BOLT	2 1/4"	2	4 1/2"	1 1/4"	2"	31#
2 3/4"	1" BOLT	2 1/4"	3	6 3/4"	1 1/8"	2"	39#
2 3/4"	1 5/8" BOLT	3"	2	6 3/4"	1 1/4"	2"	40#
2 3/4"	1" BOLT	2"	3	6 3/4"	1 1/4"	2"	37#
2 3/4"	1 5/8" BOLT	N/A	1	4 1/2"	2"	2"	32#
2 3/4"	1" BOLT	3"	2	4 1/2"	1 1/4"	2"	31#
2 3/4"	2" PIN	N/A	1	4 1/2"	1 3/8"	2"	30#
2 3/4"	27 mm BOLT	2 1/4"	2	4 1/2"	1 1/4"	2"	31#
2 3/4"	2 1/2" WEIGH BAR 1" CROSS PIN	N/A	1	4 1/2"	2 1/4"	2"	29#
3 3/8"	1" BOLT	2 1/4"	2	6 3/4"	1 1/8"	2"	38#
3 3/8"	1" BOLT	2 1/4"	3	6 3/4"	1 1/4"	2 3/8"	37#
3 3/8"	1" BOLT	2"	3	6 3/4"	1 1/4"	2 3/8"	45#
3 3/8"	1 5/8" PIN	3"	2	6 3/4"	1 1/4"	2 3/8"	40#

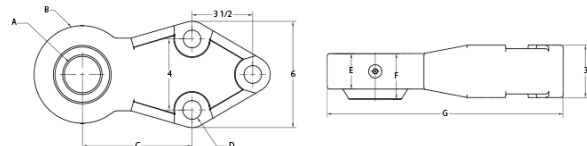
F HEIGHT (FOR DRAWBAR STRAP)	G OVERALL LENGTH	H WEIGHT
2 3/4"	13 1/2"	32#
3 3/8"	14	35#



HORIZONTAL MOUNT

The same benefits as the standard mount; just a different mounting configuration.

- Austempered ductile iron body
- Available in categories 3, 4, & 5





LANJWK16
(Order 2 Per Row)

FURROW CRUISERS™ inserts, are designed to fit into the existing closing wheel hubs that are utilized on JD®, Kinze®, and late model White® planters

Insert only — use with original hubs

Order 2 per row (For complete Furrow Cruisers order **LANJWK16C**)

JD® 7200/7300 Series planters can utilize **INSERTS ONLY**



LANJWK16C
(Order 2 Per Row)


FURROW CRUISERS™ crumble the dirt into the furrow, simultaneously applying light pressure with built in depth control

FURROW CRUISERS™ are recommended for use on both sides of the furrow

Order 2 per row

Call Lankota when ordering for a JD® 7000/7100 Series planter

JD® 7200/7300 Series planters can utilize **INSERTS ONLY (LANJWK16)**



LANJWK16PK
(Order 2 Per Row)

FURROW CRUISERS™ pin conversion kit for JD 7000/7100 Planters



LANJWK16SB
(Order 2 Per Row)

FURROW CRUISERS™ shallow depth closing wheel

Primarily used for shallow seeding depths such as sugar beets and cotton

LANJWK16SBC

Complete Assembly



LANDC13
(Order 2 Per Row)

DRILL CRUISERS™ cast iron closing wheels are direct replacements for the stock closing wheels on JD® 60 and 90 Series no-till drills and air-seeders

These wheels smooth out the ride of the closing wheel and offer a more aggressive closing action, without losing any of the control

Complete Assembly



LANFX-14
(Order 2 Per Row)

FURROW CRUISERS™ Xtreme is a cast spiked closing wheel are direct replacements for JD® 1700, DB and Max Emerge Series, Kinze 1993 and Newer, White 6000, 8000 and 9000 Series, Great Plains, Monosem, Horsch, & Case IH SDX No-Till Drills

Primarily used for the toughest of conditions and high speed planting

Complete Assembly

REAR HITCH FOR CASE IH® PLANTERS

LANTH21403

Fits CIH® 1250 & 1255 Series planters

Heavy duty rear hitch to tow fertilizer trailers, etc.

Pivoting tongue can be easily mounted to an upper, lower, or middle position to accommodate most any implement being towed

Constructed of 8" x 8" tubing

Hitch is 5 feet long

All hardware is included to mount directly to factory holes in original planter frame



UNIVERSAL FLAG POLE MOUNT

Let everyone see your favorite flag flying high from most any tractor, combine or implement with a hand railing. Lankota's flag pole mount kit comes with a five foot pole so your neighbors are sure to be jealous from miles away. Rotating mounting rings will keep your flag tangle free and flying season after season.

LANFLAG21382

Fits most any round tube (hand railing) with an O.D. of 1" - 1 3/8"


Note: Flag Not Included



*For Combine Auger Flag Mounts See Pages 115 & 124



PLANTER OFF-SET HITCH FOR JOHN DEERE®



LAN2PT1575

Save tires from stubble damage on the tractor by planting between the old rows by offsetting planter from tractor

Fits most JD® 15" 2-point corn planters
No tractor or planter modifications required.

Plant directly between the old 15" rows by offsetting planter from tractor 7.5"



LAN2PT3400

Save tires from stubble damage on the tractor by planting between the old rows by offsetting planter from tractor

Fits all JD® 2-point corn planters


No tractor or planter modifications required

Spacing configurations included:

- Standard factory position (zero offset)
- 10" offset from tractor for 20" rows



GANG REMOVAL TOOL



LANGB1000

Removes all gangs from JD® air seeders for easier maintenance of row units

Having the gang off of the ground and out of the air seeder frame keeps worker off the ground (greatly reduced stress and strain)

Rests on 4 swivel castors for precise positioning

Features forklift slots that provide ease of mobility

Two 4-ton Bottle Jacks provide precise placement and adjustment

PLANTER SEED DISK STORAGE STAND




LANSD24605	<p>Stores your seed disks easily and conveniently</p> <p>28" tall rod fits any brand/style of seed disk with a center hole larger than 3/4"</p>
-------------------	---




CORN PLANTER WEIGHT BRACKETS


LANCP21449	<p>Wing weight bracket kit</p> <p>Fits JD® DBxx corn planters</p> <p>Up to 8 OEM suitcase weights can be added per side to each bracket</p>
-------------------	---



LANCP21452	<p>Universal wing weight bracket kit</p> <p>Fits most JD® corn planter with a square or rectangular upper tube frame, 7" or smaller (i.e. 7" x 7", 7" x 3", 6" x 6", 6" x 4", etc.)</p> <p>Works on planters with or without Central Commodity Sytem</p> <p>Up to 10 OEM suitcase weights can be added per side to each bracket</p>
-------------------	---



LANCP22498	<p>Wing weight bracket kit</p> <p>Fits most JD® 1770 & 1775 12-row and 16-row corn planters with 1.5" vertical marker pins</p> <p>Up to 6 OEM suitcase weights can be added per side to each bracket</p>
-------------------	--





LANKOTA[®]
Ag Driven Innovations



866.526.5682
605.352.4550



270 West Park Ave
Huron, SD 57350



www.lankota.com